

# Improving datacenter performance and robustness with multipath TCP

Paper #273, 14 pages

## ABSTRACT

The latest large-scale data centers offer higher aggregate bandwidth and robustness by creating multiple paths in the core of the network. To utilize this bandwidth requires different flows take different paths, which poses a challenge. In short, a single-path transport seems ill-suited to such networks.

We propose using Multipath TCP as a replacement for TCP in such data centers, as it can effectively and seamlessly use available bandwidth, giving improved throughput and better fairness on many topologies. We investigate the reasons behind these benefits, teasing apart the contribution of each of the mechanisms used by MPTCP.

Using MPTCP allows us to rethink datacenter networks, with a different mindset as to the relationship between transport protocols, routing and topology. MPTCP enables better topologies that single path TCP just can't use. As a proof-of-concept, we present a dual-homed variant of the FatTree topology. Using MPTCP, this outperforms FatTree for a wide range of workloads, but costs the same.

In existing data center networks, MPTCP is readily deployable as it can leverage widely deployed technologies such as ECMP. We have run MPTCP on Amazon EC2 and found that it commonly outperforms TCP by a factor of three. But the biggest benefits will come when data centers are designed around the use of multipath transports.

## 1. INTRODUCTION

During the last decade, data centers have risen to dominate the computing landscape. Today's largest data centers have hundreds of thousands of servers, and run distributed applications that spread computation and storage across many thousands of machines. With so many hosts, it is impractical to manually manage the allocation of tasks to machines. While applications may be written to take advantage of locality within the data center, large distributed computations inevitably are spread across many racks of machines, with the result that the network can often be the bottleneck.

The research literature has proposed a number of data center topologies[1, 7, 8, 2] that attempt to remedy this bottleneck by providing a dense interconnect structure such as those shown in Fig. 1. Topologies like these have started to be deployed; Amazon's latest EC2 data center has such a structure - between any pair of hosts there are many alternative parallel paths. Typically switches run a variant of ECMP routing, randomly hashing flows to equal cost paths to balance load across the topology. However, with most such topologies it takes many simultaneous TCP connections per host to generate sufficient flows to come close to balancing traffic. With more typical load levels, using ECMP on these

multi-stage topologies causes flows to collide on at least one link with high probability. In traffic patterns that should be able to fill the network, we have observed flows that only manage 10% of the throughput they might expect and total network utilization below 50%.

In this paper we examine the use of Multipath TCP[5] within large data centers. Our intuition is that by exploring multiple paths simultaneously and by linking the congestion response of subflows on different paths so as to move traffic away from congestion, MPTCP will lead to both higher network utilization and fairer allocation of capacity to flows.

From a high-level perspective, there are four main components to a data center networking architecture:

- Physical topology
- Routing over the topology
- Selection between multiple paths supplied by routing
- Congestion control of traffic on the selected paths

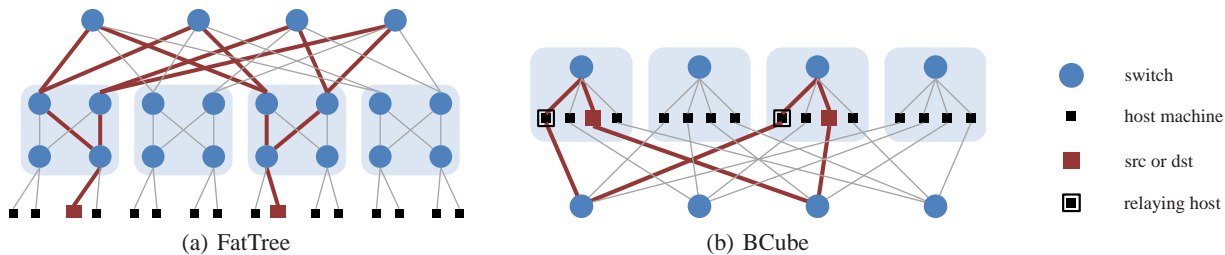
These are not independent; the performance of one will depend on the choices made by those preceding it in the list, and in some cases by those after it in the list. The insight that we evaluate in this paper is that MPTCP's ability to balance load spans both path selection and congestion control, and fundamentally changes the dynamics of data center traffic management. Further, by exploring many paths and only utilizing the effective ones, it enables the use of network topologies that would be inefficient with single-path TCP. Thus we set out to answer two key questions:

- MPTCP can greatly improve performance in *today's* data centers. Under which circumstances does it do so, how big are the benefits, and on what do they depend?
- If MPTCP is successful and is deployed, would it make sense to design data centers differently *in the future* to take advantage of its capabilities?

We have examined many topologies and traffic patterns, and in almost all of them MPTCP provides significant advantages over regular single-path TCP. Where it provides no benefit, the flows were always limited at the sending or receiving host. We found no case where MPTCP performed significantly worse than single-path TCP.

We also looked at new network topologies designed to take advantage of MPTCP's end-host load-balancing mechanisms. For example, a dual-homed FatTree running MPTCP can, for the same cost, provide twice the throughput of a single-homed FatTree running MPTCP for a wide range of likely workloads. Without MPTCP, such a topology makes little sense, as the capacity is rarely usable.

Finally we have validated the results on Amazon's EC2 cloud using our Linux kernel implementation. Our measure-



**Fig. 1:** Two proposed data center topologies. The bold lines show multiple paths between the source and destination.

ments show that in the EC2 datacenter, the  $\frac{2}{3}$  of flows that have access to multiple paths achieve approximately three times the throughput using MPTCP than with regular TCP. As MPTCP is no more aggressive than TCP, this indicates that MPTCP is very effective at finding unused capacity.

## 2. DATA CENTER NETWORKING

Before examining how MPTCP changes the datacenter landscape, we will briefly discuss the components that comprise the datacenter architecture.

### 2.1 Topology

Traditionally data centers have been built using hierarchical topologies: racks of hosts connect to a top-of-rack switch; these switches connect to aggregation switches; in turn these are connected to a core switch. Such topologies make sense if most of the traffic flows into or out of the data center. However, if most of the traffic is intra-datacenter, as is increasingly the trend, then there is a very uneven distribution of bandwidth. Unless traffic is localized to racks, the higher levels of the topology become a serious bottleneck.

Recent proposals address these limitations. VL2[7] and FatTree (Fig. 1(a)) are Clos[3] topologies that use multiple core switches to provide full bandwidth between any pair of hosts in the network. They differ in that FatTree uses larger quantities of lower speed (1Gb/s) links between switches, whereas VL2 uses fewer faster (10Gb/s) links. In contrast, BCube[8] abandons the hierarchy in favor of a hypercube-like topology, using hosts themselves to relay traffic (Fig. 1(b)).

All three proposals solve the traffic concentration problem at the physical level — there is enough capacity for every host to be able to transmit flat-out to another randomly chosen host. However the denseness of interconnection they provide poses its own problems when it comes to determining how traffic should be routed.

### 2.2 Routing

Dense interconnection topologies provide many possible parallel paths between each pair of hosts. We cannot expect the host itself to know which of these paths is the least loaded, so the routing system must spread traffic across these paths. The simplest solution is to use randomized load balancing, where each flow is assigned a random path from the set of possible paths.

In practice there are multiple ways to implement random-

ized load balancing in today’s switches. For example, if each switch uses a link-state routing protocol to provide ECMP forwarding then, based on a hash of the five-tuple in each packet, flows will be split roughly equally across equal length paths. VL2 provides just such a mechanism over a virtual layer 2 infrastructure.

However, in topologies such as BCube, paths vary in length, and simple ECMP cannot access many of these paths because it only hashes between the shortest paths. A simple alternative is to use multiple static VLANs to provide multiple paths that expose all the underlying network paths[11]. Either the host or the first hop switch can then hash the five-tuple to determine which path is used.

### 2.3 Path Selection

Solutions such as ECMP or multiple VLANs provide the basis for randomized load balancing as the default path selection mechanism. However, as others have shown, randomized load balancing cannot achieve the full bisectional bandwidth in most topologies, nor is it especially fair. The problem, quite simply, is that often a random selection causes hot-spots to develop, where an unlucky combination of random path selections cause a few links to be overloaded and links elsewhere to have little or no load.

To address these issues, the use of a centralized flow scheduler has been proposed. Large flows are assigned to lightly loaded paths and existing flows may be reassigned to maximize overall throughput[2]. The scheduler does a good job if flows are network-limited, with exponentially distributed sizes and Poisson arrivals, as shown in Hedera [2]. The intuition is that if we only schedule the big flows we can fully utilize all the bandwidth, and yet have a small scheduling cost, as dictated by the small number of flows.

However, data center traffic analysis shows that flow distributions are not Pareto distributed [7]. In such cases, the scheduler has to run frequently (100ms or faster) to keep up with the flow arrivals. Yet, the scheduler is fundamentally limited in its reaction time as it has to retrieve statistics, compute placements and instantiate them, all in this scheduling period. We show later through simulation that a scheduler running every 500ms has similar performance to randomized load balancing when these assumptions do not hold.

### 2.4 Congestion Control

Most applications use singlepath TCP, and inherit TCP’s congestion control mechanism which does a fair job of match-

ing offered load to available capacity on whichever path was selected. Recent research has shown there are benefits from tuning TCP for data center use, such as by reducing the minimum retransmit timeout[16], but the problem TCP solves remains unchanged.

In proposing the use of MPTCP, we change the partitioning of the problem. MPTCP can establish multiple subflows on different paths between the same pair of endpoints *for a single TCP connection*. The key point is that by linking the congestion control dynamics on these multiple subflows, MPTCP can explicitly move traffic off the more congested paths and place it on less congested paths.

Our hypothesis is that given sufficiently many randomly chosen paths, MPTCP will find at least one good unloaded path, and move most of its traffic that way. In so doing it will relieve congestion on links that got more than their fair share of ECMP balanced flows. This in turn will allow those competing flows to achieve their full potential, maximizing the bisectional bandwidth of the network and also improving fairness. Fairness is not an abstract concept for many distributed applications; for example, when a search application is distributed across many machines, the overall completion time is determined by the slowest machine. Hence worst-case performance matters significantly.

### 3. MULTIPATH TCP IN SUMMARY

Multipath TCP[5] extends the TCP protocol so a single connection can be striped across multiple network paths. MPTCP support is negotiated in the initial SYN exchange and the client learns any additional IP addresses the server may have. Additional subflows can then be opened. An additional subflow can be between the same pair of IP addresses as the first subflow, but using different ports, or it can use any additional IP addresses the client or server may have. In the former case, MPTCP relies on ECMP routing to hash subflows to different paths; in the latter the paths are implicitly identified by the source and destination IP addresses. Both techniques may be used, depending on the routing scheme used in a particular data center.

Once multiple subflows have been established, the sending host's TCP stack stripes data across the subflows. Additional TCP options allow the receiver to reconstruct the received data in the original order. There is no requirement for an application to be aware that MPTCP is being used in place of TCP - in our experiments we have used unmodified applications running on our MPTCP-capable Linux kernel. However enhanced applications may themselves wish to use an extended sockets API to influence which subflows are set up and how data is striped between them.

Each MPTCP subflow has its own sequence space and maintains its own congestion window so that it can adapt to conditions along the path. Although each subflow performs TCP-like additive-increase on acks and multiplicative decrease on losses, MPTCP links the behaviour of subflows by adapting the additive increase constant. The algorithm is:

- For each ACK on subflow  $r$ , increase the window  $w_r$  by  $\min(a/w_{\text{total}}, 1/w_r)$ .
- Each loss on subflow  $r$ , decrease the window  $w_r$  by  $w_r/2$ .

$w_{\text{total}}$  is the sum of the windows on all subflows.  $a$  determines the aggressiveness of all the subflows; it is calculated as described in the IETF draft specification[14].

Broadly speaking, there are two key parts to this algorithm. First, by making the window increase depend on the total window size, subflows that have large windows increase faster than subflows that have small windows. This serves to actively move traffic from more congested paths to less congested ones, load-balancing the network.

Second, by adapting  $a$ , MPTCP can compensate for different RTTs and can ensure that if all the subflows of a connection traverse the same bottleneck, they will compete fairly with a regular TCP flow. However, if the subflows encounter multiple unloaded paths, one connection can fill them all.

## 4. MPTCP IN DATACENTERS

It seems there might be three main benefits from deploying MPTCP in today's redundant datacenter networks:

- Better aggregate throughput, as exploring more paths and load-balancing them properly should reduce the number of underutilized and idle links.
- Better fairness; different MPTCP connections should have more similar throughputs than they would if TCP were used, as congestion on links in the network core should be less unevenly distributed.
- Better robustness. If a link or switch fails, routing will route around it, even without MPTCP, but this takes time. MPTCP uses many paths; if one fails the others can continue without pausing. Worse are failures that are not bad enough to trigger re-routing, but which cause link autonegotiation to fall back to a low link speed, or which cause very high packet loss rates. Single-path TCP has no choice but to trickle data through the slow path; MPTCP can simply avoid sending traffic on a very congested path.

In this section we will examine the extent to which each of these potential benefits can be realized. As we will see, the actual benefits depend on:

- The congestion control scheme used.
- The physical topology.
- The traffic matrix generated by the applications.
- The level of load in the network.

Although we cannot predict what future datacenter applications will look like, we can at least map out broad areas where MPTCP gives considerable benefits and other areas where the bottleneck is elsewhere and MPTCP cannot help.

### 4.1 A Note on Simulation

In section 6, we give results from running our Linux

MPTCP implementation on a small cluster in our lab, and on Amazon EC2. But most of the results in this paper come from simulation for two reasons. First, we do not have access to a large enough data center to examine issues of scale. But perhaps more importantly, simulation lets us tease apart the causes of complex behaviors.

For this paper, we wrote two simulators. The first, *htsim*, is a full packet level simulator that models TCP and MPTCP in similar detail to ns2, but which is optimized for large scale and high speeds. Even with this simulator, there are limits to what we can model. For example, simulating the 576-node Dual-homed FatTree in Section 5 with 100Mb/s links requires simulating 46,000 MPTCP subflows generating 115 Gb/s of traffic. Even a fairly small data center topology stresses the limits of simulation.

Today’s larger data-centers don’t have hundreds of hosts. They have tens of thousands<sup>1</sup>. To examine these scales we must sacrifice some accuracy and the ability to model flow arrivals, and resort to flow-level simulation. Our second simulator models TCP and MPTCP throughput as a function of loss rate, and uses an iterative approach to find the equilibrium traffic pattern for a fixed set of arbitrary duration flows.

Comparing the two approaches on the same topology shows the flow-level simulator is a fairly good predictor of packet-level performance for long flows. Its main limitation is at high congestion levels, where it fails to model timeouts, and so predicts higher congestion levels than we see in reality. We mostly use packet-level simulation, but resort to flow-level to extrapolate to larger scales.

## 4.2 Examples of Benefits

### Throughput

Fig. 2 shows the aggregate throughput achieved by long-lived TCP and MPTCP flows in a FatTree network. We show three sets of results; the left histogram shows throughput in a FatTree with 128 hosts, 80 eight-port switches, and 100Mb/s links. The grey bars are from a detailed packet-level simulation, and the black bars are from the flow-level simulator. The right histogram scales up the topology to 8192 hosts, and shows only flow-level results. The traffic pattern is a permutation matrix; every host sends to one other host chosen at random, but with the constraint that no host receives more than one flow. This is a simple randomized traffic pattern that has the potential to saturate the FatTree. Of the multiple shortest paths, one is chosen at random for each subflow, simulating flow-based ECMP routing.

The bars show the number of MPTCP subflows used, or in the case of single subflow, shows the behavior with regular single-path TCP. The figure illustrates several points. Single-path TCP performs rather poorly, achieving less than half of the available capacity. The reason is simple - the full capacity is only available if no two flows share the same link. If

<sup>1</sup>Microsoft’s Chicago data center reputedly has the potential to hold as many as 300,000 hosts

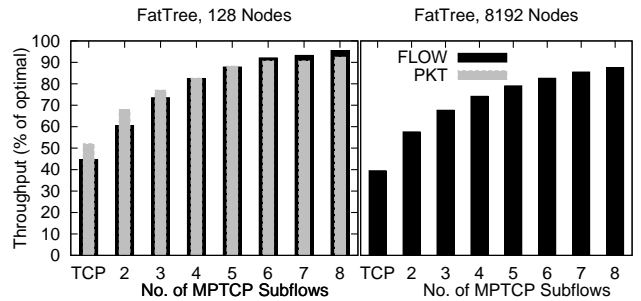


Fig. 2: Multipath needs eight paths to get good utilization in FatTree, independent of scale

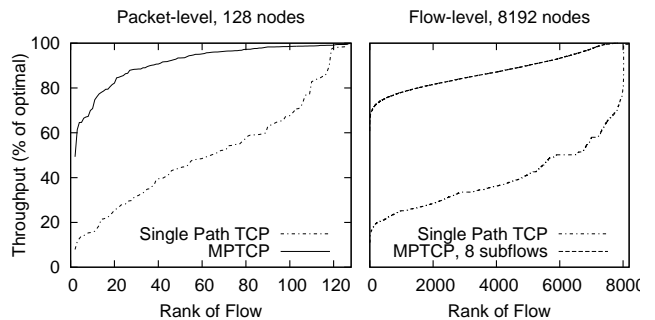


Fig. 3: Distribution of throughput in FatTree

$n$  flows share a link, each only achieves  $1/n$  of the capacity it should achieve. ECMP’s random hashing of a flow onto a path results in sufficiently many collisions that total throughput is less than 50% of the full bisectional bandwidth, while many links go idle.

MPTCP explores more paths. With the same ECMP hashing, fewer links go idle, and so total throughput increases. Interestingly, it takes around eight subflows per MPTCP connection to properly utilize the network.

Comparing the left and right histograms, we can see that the behavior is largely scale-invariant. In this and other experiments we find that increasing the size of the network by two orders of magnitude slightly reduces the overall performance for both TCP and MPTCP.

Comparing the grey and black histograms, we see that the packet and flow level simulations are in agreement about the performance benefits and the number of subflows required. The flow-level simulator slightly underestimates throughput in the single-path TCP and two-subflow cases.

### Fairness

Fig. 3 shows the throughput of individual connections from the 128 host packet level simulation and the 8,192 host flow-level simulation in Fig. 2, comparing the single-path TCP case with the eight subflow MPTCP case. Every host’s throughput is shown ranked in order of increasing throughput. It is clear that not only did the utilization improve with MPTCP, but also the fairness improved. With single-path TCP, some flows perform very well, but many perform

poorly, and some get less than 10% of the potential throughput. With eight subflows, most MPTCP flows get at least 90% of the available capacity, and none get less than 50%. For applications that farm work out to many workers and finish when the last worker finishes, such fairness can greatly improve overall performance.

The subtle difference between packet-level and flow-level simulation is also visible in these curves. In flow-level simulations, flows that traverse multiple congested links get a little more throughput than they should due to the flow-level simulator not modelling timeouts. These flows degrade the performance of competing flows that do not traverse multiple congested links, so reducing overall performance a little.

### 4.3 Analysis

The permutation traffic matrix used above is rather artificial, but it serves to demonstrate that MPTCP can provide substantial gains over single-path TCP in today’s datacenters that are engineered to provide high bisectional bandwidth using commodity technology such as cheap gigabit switches. We will investigate where these gains come from, under which circumstances MPTCP provides large gains, and when it does not. In particular:

- How does the topology influence the performance of single-path vs MPTCP?
- How does the traffic matrix and load affect performance?
- How many subflows does MPTCP require? On what does this depend?
- Can these same benefits be provided using an application that simply opens multiple regular TCP flows?

#### 4.3.1 Influence of Topology

We start by examining the effect that the network topology has on performance. The research literature proposes a number of different topologies for datacenters, with the aim of providing high bisectional bandwidth. Two that are particularly enlightening are VL2[7] and BCube[8].

Like FatTree, VL2 is a Clos[3] topology - essentially a multi-routed tree using multiple core switches to provide full bandwidth between any pair of hosts in the network. Unlike FatTree where every link is cheap gigabit ethernet, VL2 uses ten times fewer links in the upper layers, but uses 10-gigabit ethernet for these links. With current prices, a VL2 topology is considerably more expensive than a FatTree topology.

The BCube topology shown in Fig. 1(b) is completely different; instead of using ethernet switches to perform all the switching, it uses a hybrid of host switching and hardware switching. To route between nodes on the same ethernet switch, a direct switched path is used, but to route between nodes that do not share an ethernet switch, an intermediate host relays the traffic. This provides a very large number of possible paths between any two hosts, but some of the host’s resources are used for packet forwarding.

Fig. 4 shows the throughput of VL2 and BCube, using

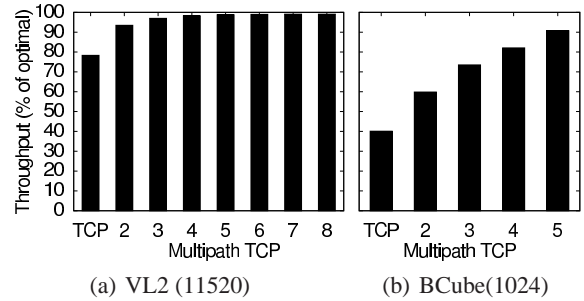


Fig. 4: VL2 and BCube throughput against number of flows, using a permutation traffic matrix.

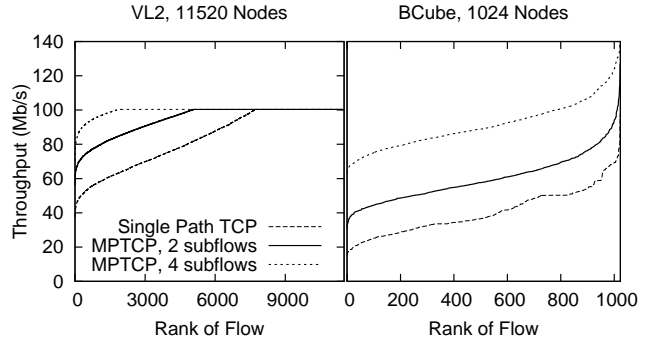
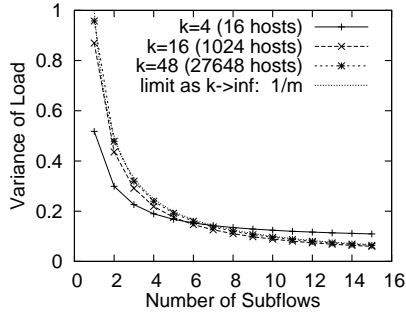


Fig. 5: Flow rates with VL2 and BCube. With BCube, multipath flows are not limited to a single interface.

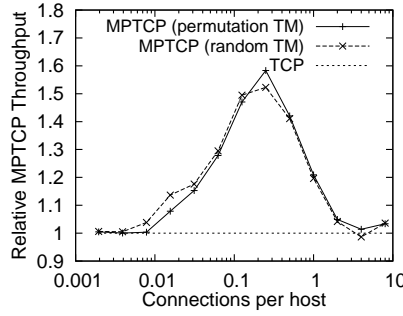
the permutation traffic matrix for single-path TCP and varying numbers of MPTCP flows. BCube shows similar performance gains to FatTree when using MPTCP, and also requires a large number of subflows to realize these gains. With VL2, the performance gains are smaller, and most of the gains are achieved with only two subflows.

Intuitively, BCube suffers from the same problem with collisions that FatTree does - when  $n$  flows share a link, each achieves approximately  $1/n$  of the capacity (unless it is constrained elsewhere). With the permutation traffic matrix, the mean number of flows on a core VL2 link should be 10. However, when ECMP randomly puts  $n$  flows on such a VL2 core link, each of those flows either achieves 1 Gb/s if  $n < 10$ , or  $10/n$  Gb/s if  $n > 10$  (unless the flow is contained elsewhere). Thus the impact of uneven flow allocations to links is smoothed out across many more flows, and few links are severely underutilized. The result is that while FatTree and BCube need eight MPTCP subflows to achieve 90% throughput, on VL2 only two subflows are needed per MPTCP connection.

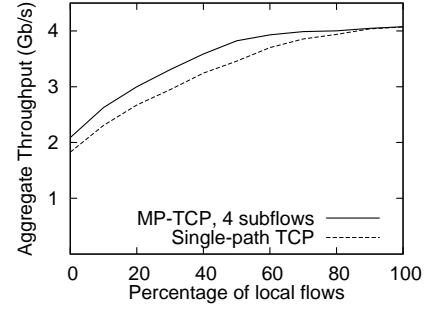
The aggregate throughput does not tell the whole story. Fig. 5 shows the rates achieved by individual flows. Single-path TCP is compared with MPTCP using two subflows on VL2 and eight subflows on BCube. Although the total VL2 throughput is fairly high using single-path TCP, the fairness is relatively low. While two MPTCP subflows bring most of the throughput gains, adding more subflows continues to improve fairness. The distribution with BCube is similar to FatTree, except that as each BCube host has more than one interface, so hosts are not limited to the interface speed.



**Fig. 6:** Analytical model for variance of load on a link.



**Fig. 7:** Performance gains as a function of load in a 4:1 oversubscribed 512-node FatTree.



**Fig. 8:** Performance gains as a function of locality in a 4:1 oversubscribed 512-node FatTree.

### 4.3.2 Number of Subflows

When we first started to examine MPTCP on FatTree, we were surprised that eight subflows were needed to achieve 90% throughput. Why eight, and on what does this depend? A simple analytical model casts some light on the issue.

In  $m$ -way multipath on a  $k$ -ary FatTree, let each path contribute weight  $1/m$ . Assume a permutation traffic matrix, with random (independent) routing. The total weight on an access link is always 1. To calculate the expected number of flows on intra-pod links and pod-core links, we need to factor in that some flows stay local to the rack and some stay local to the pod. The total weight on a within-pod link is random, with an expected value  $E_p$  and variance  $V_p$ . Similarly,  $E_c$  and  $V_c$  for the pod-core links:

$$\begin{aligned}
 E_p &= 1 - \frac{n_2}{n_1}, & E_c &= 1 - \frac{n_1}{n_0} \\
 V_p &= E_p \left( \left( \frac{m-1}{mn_2} + \frac{1}{m} \right) + \left( 1 - \frac{1}{n_2} \right) \left( 1 - \frac{n_2-1}{n_0-1} \right) - E_p \right) \\
 V_c &= E_c \left( \left( \frac{m-1}{mn_1} + \frac{1}{m} \right) + \left( 1 - \frac{1}{n_1} \right) \left( 1 - \frac{n_1-1}{n_0-1} \right) - E_c \right) \\
 n_0 &= \frac{k^3}{4}, & n_1 &= \frac{k^2}{4}, & n_2 &= \frac{k}{2}
 \end{aligned}$$

Fig. 6 shows how variance  $V_p$  changes as we add subflows for varying sizes of network.  $V_c$  is very similar. Almost independent of the size of the network, the variance settles down above eight subflows. Although this model is too simplistic to predict throughput (it cannot factor in how congestion on one path can free capacity on another), it does appear to capture the dominant effect that determines how many subflows are required, at least for the permutation traffic matrix.

### 4.3.3 Oversubscribed Topologies

The FatTree, VL2 and BCube topologies above all aim to provide full bisectional bandwidth; the goal is that every host should be able to transmit at the full interface speed, regardless of the location of the destination. This would allow applications to be deployed across any set of nodes without regard to the limitations of the network topology. We have

seen that even with such topologies, it is hard to actually use all the network capacity with single-path transport protocols routed using flow-based ECMP routing. But in fact the goal itself may be misleading. Such topologies are expensive, and no data center application we know of sends at its full interface rate constantly.

For example, we have run Hadoop[9] running MapReduce[4] jobs on a cluster, computing the web-index for a large crawled dataset. While there are bursts of high network activity, even during these bursts it is rare to saturate a gigabit path; in the map phase the CPU was the bottleneck, and in the reduce phase it was the disk. The shuffle phase has an all-to-all communication pattern and the potential to fill the network, but it copies data during the whole map phase. Unless the map phase is short, shuffle was not a bottleneck; only large sort jobs seem to have this pattern.

In a large data center, running many simultaneous applications, it is extremely unlikely that all will burst simultaneously. Thus these topologies seem to be overkill for the task at hand - they are much more expensive than is necessary.

In examining the benefits and limitations of multipath transport, we must therefore consider topologies that oversubscribe the network core (at least in terms of potential load, not necessarily actual load). To do this, we created a FatTree-style network, but oversubscribed the capacity of the uplinks from the top-of-rack switches by 4:1 (for every four links from the hosts in the rack, one uplink is provided). Again we use a permutation matrix as a baseline, but now we also need to examine what happens when the oversubscribed network is overloaded (and underloaded).

Fig. 7 shows what happens as we increase the number of connections per host; the y-axis shows the total throughput achieved by MPTCP connections using four subflows, as a multiple of the total throughput achieved by single-path TCP using the same traffic pattern. At very low load levels, the few flows that exist almost never share a link with another flow, so they saturate the host NIC with both TCP and MPTCP. At very high load levels, the core is severely congested with high packet loss, and there are sufficient flows to saturate all the links in the core, irrespective of whether

MPTCP is used. For a very wide range of load in between, MPTCP provides significant improvements in throughput, with the maximum improvement occurring at 0.25 connections per host, which is the perfect load level to saturate a 4:1 oversubscribed topology. Whether a permutation or a random traffic matrix (which does not limit flows per host) is used makes no difference.

Irrespective of whether MPTCP is used, we believe data center designers will be likely to attempt to engineer their networks so that the core is neither underloaded nor overloaded. An overloaded core is a performance bottleneck; an underloaded core costs money that would have been better spent elsewhere. So it appears likely that the sweet-spot for MPTCP is close to the load level for which the data-center designer would provision.

Some anecdotal evidence lends support to this assertion. We bought capacity on Amazon’s EC2 cloud, and tested both the paths and throughput available between nodes in each of Amazon’s data centers. In their older data centers, only one path is available between nodes. However, in their newest data center, there are many different paths between every pair of nodes. The typical throughput available between two nodes is about 200-300Mb/s, which is consistent with a 4:1 oversubscribed network operating at close to its design load.

#### 4.3.4 Influence of the Traffic Matrix

The permutation traffic matrix is useful as a baseline for comparison because it is easy to reason about how much throughput should be available from the network. With a topology that provides full bisectional bandwidth, the load is just sufficient to fully load the network. It is however, not terribly realistic.

Fig. 7 showed that MPTCP improves performance for a wide range of load levels, and that with a oversubscribed FatTree, a permutation traffic matrix and a random traffic matrix show the same benefits of using MPTCP<sup>2</sup>. This is also the case for an oversubscribed VL2 topology, but not so for the full VL2 topology.

With a VL2 topology giving full bisectional bandwidth, if we use a random traffic matrix, MPTCP and single-path TCP perform almost identically for almost all load levels. The reason is that randomly placed flows collide with another flow at either the sender or the receiver with quite high probability. If we randomly allocate  $n$  flows to  $n$  hosts, the probability that a host does not send a flow is:

$$p[\text{no flow}] = \left(1 - \frac{1}{n}\right)^n \rightarrow \frac{1}{e}$$

The number of hosts that do not send are then  $\frac{n}{e}$ ; this bounds the total throughput. In fact the throughput is lower. For example, of the hosts that send only one flow, many of these will be received by a host receiving more than one flow, so

<sup>2</sup>Although the relative benefits are the same, in absolute terms the permutation traffic matrix achieves higher throughput than the random one because flows don’t collide on the hosts themselves

the sender will be unable to send at its full speed. Numerical analysis shows that when this is taken into account, the maximum achievable throughput by *any* load-balancing algorithm with random traffic is limited by colliding flows on the sending and receiving hosts to less than  $\frac{1}{2}$  of the bisectional bandwidth. With such a workload, none of the 10Gb/s core links is ever saturated, so it makes no difference if TCP or MPTCP is used.

#### Locality of Traffic

The random and permutation traffic matrices provide no locality of traffic. With a topology that provides full bisectional bandwidth, it should in principle not be necessary for applications to localize traffic, although as we have seen, this is only really true under very light or heavy loads, or when multipath transport uses sufficiently many paths. However, with oversubscribed topologies, applications can always get better performance if they can localize traffic to the sender’s rack, because that part of the topology is not oversubscribed. MPTCP provides no performance improvement within the rack, because such flows are limited by their link to the top-of-rack switch. Just how good does application-based traffic localization have to be for the advantages of MPTCP to be nullified?

We simulated a 4:1 oversubscribed FatTree and generated a random traffic matrix, with the constraint that a fraction of the flows were destined for a random host with the sender’s rack, while the rest were destined for an unconstrained random host. Every host sends one flow, so without locality this corresponds to the 1 flow-per-host data point from Fig. 7 - a rather heavily loaded network.<sup>3</sup> Fig. 8 shows the aggregate throughput as locality is increased. Unsurprisingly, as traffic moves from the oversubscribed core to the non-oversubscribed local hosts, aggregate performance increases. However, MPTCP continues to provide approximately the same performance benefits until around 75% of the flows are rack-local. Above this point the network core is lightly loaded, and all flows are limited by the sending or receiving hosts, so MPTCP provides no improvement.

We see similar benefit with a localized permutation traffic matrix, though the absolute throughput values are higher.

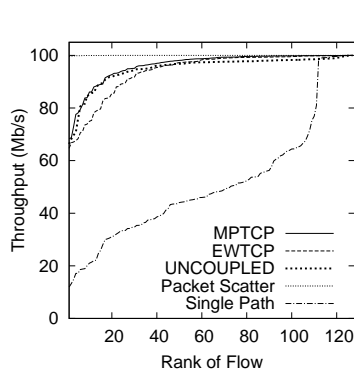
Finally, we examined many-to-one traffic patterns; there the access links are heavily congested, no alternative paths are available, and so MPTCP and TCP behave similarly.

#### 4.3.5 Influence of Congestion Control

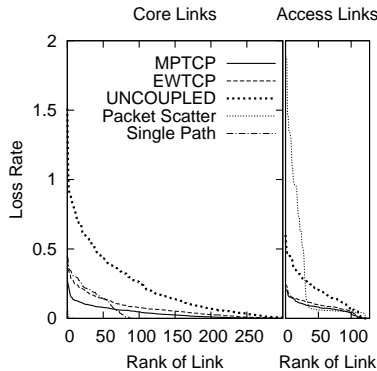
Do we need all of MPTCP’s mechanisms to get the performance and fairness benefits above? MPTCP establishes multiple subflows per connection, and links the congestion control behavior of these subflows to achieve two goals:

- It is fair to single-path TCP flows, even when multiple subflows of a connection traverse the same bottleneck.
- It explicitly moves traffic from the more congested sub-

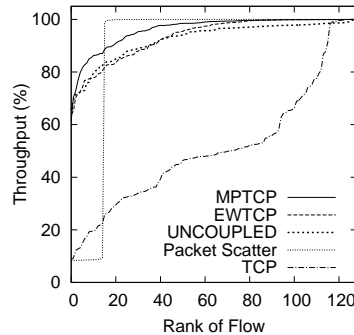
<sup>3</sup>With a lightly loaded network, there is no need to localize traffic.



**Fig. 9:** Individual flow throughputs with different algorithms



**Fig. 10:** Individual link loss rates from Figure 9



**Fig. 11:** Effects of a hot spot on the different algorithms

flows to the less congested subflows.

To understand what is going on, we must tease apart the mechanisms. We compare MPTCP with these algorithms:

**Uncoupled TCP.** Each subflow behaves independently, exactly as if an application had opened multiple TCP connections and striped data across them. An UNCOUPLED flow will be unfair to regular TCP; if it has  $n$  subflows through a bottleneck, it will achieve approximately  $n$  times the throughput of a competing TCP.

**Equally-Weighted TCP (EWTCP).** Each subflow runs TCP’s additive increase, multiplicative decrease algorithm, but the increase constant is decreased depending on the number of active subflows. An EWTCP flow will be fair to regular TCP at a bottleneck, even if all the EWTCP subflows traverse that bottleneck. However, it will not actively move traffic away from congested paths.

A rather different multipath solution would be to deploy *per-packet* ECMP multipath routing, spreading the packets of a single flow across multiple paths, as opposed to *per-flow* ECMP which hashes the five-tuple to maintain a consistent path for each flow. For this to work, a single-path TCP endpoint must be modified to avoid unintentionally treating reordering as an indicator of packet loss. Thus we also tested:

**PACKETSCATTER.** The switches perform per-packet load balancing across all the available alternative paths. The TCP sender runs a more robust fast-retransmit algorithm, but retains a single congestion window as it is unaware of the multiple paths.

Fig. 9 shows the throughputs of individual connections for each algorithm. This is a packet-level simulation with 128 nodes in a FatTree topology, running a permutation traffic matrix of long flows. The result suggests that it does not matter whether multipath transport is performed within TCP, or at the application level, and that the load balancing aspects of MPTCP’s linked congestion control do not greatly affect throughput. In fact the best performance is given by PACKETSCATTER, which spreads over all possible paths, but as

we shall see, this result is fragile and only applies to over-provisioned networks with no hot spots.

It is clear that many of the performance benefits seen so far are the results of spreading load over many paths. Given this result, is there any reason to deploy MPTCP, as opposed to multipath-capable applications running over regular TCP?

To understand the differences between these algorithms, we have to look more closely. Fig. 10 shows the loss rates for all the links of the FatTree topology used in Fig. 9. We show core links separately from access links because congesting the core is qualitatively different from self-congestion at the host’s own NIC.

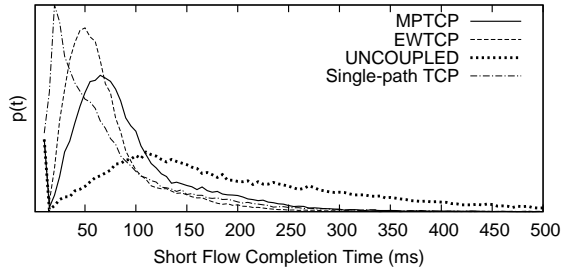
UNCOUPLED TCP is clearly much more aggressive than single-path TCP, resulting in much higher packet loss rates, both in the core and access links. Although this does not directly impact performance for long-running UNCOUPLED flows, it does affect competing traffic.

MPTCP, EWTCP and Single-path TCP are equally aggressive overall, and so congest the access links equally<sup>4</sup>. In the core, MPTCP performs as expected, and moves traffic from the more congested to the less congested paths, relieving congestion at hot spots. EWTCP lacks this active load redistribution, so although it does not increase loss at hot spots, it doesn’t effectively relieve it either. EWTCP is also not as aggressive as MPTCP on the less loaded paths, so it misses sending opportunities and gets slightly lower throughput.

### Short Flows

Fig. 12 examines how the algorithms affect competing short flows. The topology is the 4:1 oversubscribed FatTree; each host sends to one other host; 33% send a continuous flow using either TCP or one of the multipath algorithms, providing enough traffic to congest the core. The remaining hosts send one 70 Kbyte file on average every 200ms (poisson arrivals) using single-path TCP (ECMP sends each via a new path), and we measure how long these flows take to complete. It is clear that UNCOUPLED significant hurts the short

<sup>4</sup>PACKETSCATTER is not directly comparable here, because to be robust to reordering, it runs a much more aggressive retransmit timeout algorithm.



**Fig. 12:** The effect of short flows competing with different multipath congestion controllers

flows. Single-path TCP fails to spread load within the core, so while many short flows complete faster, some encounter more congestion and finish slower. MPTCP falls between these extremes - it fills the core, but isn't overly aggressive, so has much less impact than uncoupled. EWTCP has less impact on short flows than MPTCP, which should not be surprising - while it does use multiple paths, it does not load-balance as effectively as MPTCP; its load balancing ability is somewhere between single-path TCP and MPTCP and so fewer short flows see underloaded paths. The mean throughputs of the long flows in these experiments are:

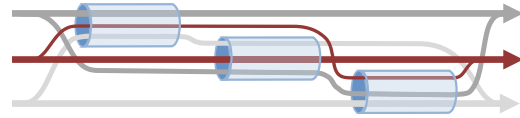
SINGLE-PATH TCP	28 Mb/s
EWTCP	43 Mb/s
MPTCP	47 Mb/s
UNCOUPLED	49 Mb/s

MPTCP achieves almost all of the performance that UNCOUPLED can manage, but its lower aggressiveness and better load balancing greatly reduce impact on competing traffic. The maximum theoretical mean throughput would be 65Mb/s if all core links were 100% saturated.

### Robustness

What happens when there is a hot spot in the network? We drop a single link in the core network from 1Gb/s to 100Mb/s. Such a failure is quite common: Gigabit ethernet requires two copper pairs in a Cat-5e cable; if one RJ45 conductor fails to seat properly, it can fall back to 100Mb/s which only requires a single pair. Similar results would be seen if a single unresponsive flow saturated one link.

Results, shown in Fig. 11, show that MPTCP does what it designed to do, moving traffic off the hot link onto alternative paths; other flows then move some of their traffic off these alternative paths, and so on, so the effect of the failure is negligible. EWTCP and UNCOUPLED do not shift traffic away from congestion, giving less throughput to the flows that pass through the bottleneck. PACKETSCATTER behaves worst: it has no way to separate the bad link from the good ones. It just observes a high loss rate, and backs off. Every single connection that has any available path through the bad link achieves about 10% of the throughput it should achieve.



### Network Efficiency

The example above shows another difference between EWTCP and MPTCP, and is taken from [17]. If there are multiple different length paths to a destination, pathological traffic matrices are possible where the network resources are wasted. MPTCP will explicitly move traffic off the paths that traverse multiple congested links, avoiding such pathologies. Such examples do not occur in FatTree-style topologies, but they can occur with BCube.

To illustrate the issue, consider a many-to-one traffic matrix, as in a distributed file system read from many servers. Typically the distributed file systems store the data on hosts close in the network, to allow higher throughput writes. In our experiment each host reads from 12 other hosts, chosen to be the host's neighbors in the three levels in BCube(4,3). The per-host total read throughputs are:

SINGLE-PATH	297 Mb/s
EWTCP	229 Mb/s
MPTCP	272 Mb/s
PACKETSCATTER	115 Mb/s

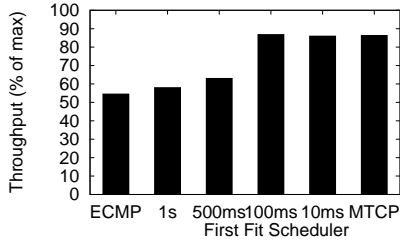
Due to the locality, single-path TCP can saturate all three of the host's 100 Mb/s NICs, and achieves maximum throughput. EWTCP uses multiple paths and long paths congest short ones. MPTCP's linked congestion control mechanism moves almost all of the traffic onto the shortest path, avoiding paths that traverse multiple congested links, and so greatly reduces the self-congestion.

PACKETSCATTER suffers particularly badly in this case. It spreads traffic across both short and longer paths, and with this regular traffic matrix it actually succeeds in equalizing the loss rate across all paths. However, most of the traffic takes multi-hop paths using the network very inefficiently. If we wish to take advantage of multi-path in the cases where it benefits flows and also avoid this scenario and that of Fig. 11, it seems inevitable that each subflow must have its own sequence space and congestion window[13]. These choices dictate the core design of MPTCP.

### 4.4 Scheduling and Dynamic Flow Arrivals

With single-path TCP it is clear that ECMP's randomized load balancing does not perform sufficiently well unless the topology has been specifically tailored for it, as with VL2. Even with VL2, MPTCP can increase fairness and performance significantly.

ECMP however is not the only single path selection algorithm; Hedera proposes using a centralized scheduler to supplement random load balancing, with the goal of explicitly allocating large flows to paths. Specifically, Hedera flows start off using ECMP, but are measured by the centralized scheduler. If, during a scheduling period, a flow's average throughput is greater than 10% of the interface speed, it is



**Fig. 13:** First-fit scheduling compared to flow ECMP and MPTCP

explicitly scheduled. How well does MPTCP compare with centralized scheduling?

This evaluation is more difficult; the performance of a scheduler can depend on lag in flow measurement, path configuration, and TCP’s response to path reconfiguration. Similarly the performance of MPTCP can depend on how quickly new subflows can slowstart.

We use a FatTree topology with 128 hosts and run a permutation traffic matrix with closed loop flow arrivals (one flow finishes, another different one starts). Flow sizes come from the VL2 dataset. We measure throughputs for single-path TCP with ECMP, MPTCP (8 subflows), and a centralized scheduler using the First Fit heuristic Hedera [2].<sup>5</sup>

The total throughput is shown in Fig. 13. Again, MPTCP outperforms TCP over ECMP. Centralized scheduler performance depends on how frequently it is run. In [2] it is run every 5 seconds. Our results show it needs to run every 100ms to approach the performance of MPTCP; even if it runs every 500ms there is little benefit because in in high bandwidth data center even large flows complete in around a second.

### Host-limited Flows

Hedera’s flow scheduling algorithm is based on the assumption that it only needs to schedule long-lived flows because they contribute most of the bytes. Other flows are treated as background noise. It also assumes that a flow it schedules onto an unused link is capable of increasing to fill that link.

Both assumptions can be violated by flows which are end-host limited and so cannot increase their rate. For example, network bandwidth can exceed disk performance for many workloads. Host-limited flows can be long lived and transfer a great deal of data, but never exceed the scheduling threshold. These flows are ignored by the scheduler and can collide with scheduled flows. Perhaps worse, a host-limited flow might just exceed the threshold for scheduling, be assigned to an empty path, and be unable to fill it, wasting capacity.

We ran simulations using a permutation matrix where each host sends two flows; one is host-limited and the other is not. When the host-limited flows have throughput just below the 10% scheduling threshold, Hedera’s throughput drops 20%. When the same flows are just above the threshold for scheduling it costs Hedera 17%.

<sup>5</sup>We chose First Fit because it runs much faster than the Simulated Annealing heuristic; execution speed is really important to get benefits with centralized scheduling.

Scheduling Threshold	App Limited Flows	
	Over-Threshold	Under-Threshold
5%	-21%	-22%
10%	-17%	-21%
20%	-22%	-23%
50%	-51%	-45%

The table shows the 10% threshold is a sweet spot; changing it either caused too few flows to be scheduled, or wasted capacity when a scheduled flow cannot expand to fill the path. In contrast, MPTCP makes no such assumptions. It responds correctly to competing host-limited flows, consistently obtaining high throughput.

## 5. EVOLVING TOPOLOGIES WITH MP-TCP

We have seen that single-path TCP cannot saturate the network core of a FatTree or VL2 network, except with centralized flow placement or when every host sends very many flows to another non-local host. MPTCP does considerably better, but even so, only a few workloads actually saturate the core, and these are somewhat artificial. Thus to justify full FatTree or VL2 topologies requires:

- There is no locality to the traffic.
- There are times when all hosts wish to send flat-out.
- There is no concentration of traffic on any access link.

In practice, none of these assumptions seem valid, so building a topology that provides full bisectional bandwidth seems to be a waste of money.

In section 4.3.3, we examined an oversubscribed FatTree: one where for the same core network we connected four times as many hosts. This seems a more likely topology, and hits a better balance between being bottlenecked on the core and being bottlenecked on host access links. It also takes advantage of any locality provided by the application. For example, HDFS places two out of three replicas in the same rack, and map jobs in MapReduce are assigned to servers in the same rack as the data. For such topologies, MPTCP cannot help much with the local traffic, but it does ensure the core is used to maximal effect.

If we now take a leap and assume all hosts in the datacenter support MPTCP, then we should also ask whether different topologies enabled by MPTCP would perform even better. The obvious place to start is to consider cases where the workloads we have examined are bottlenecked on the access links between the hosts and the top-of-rack (ToR) switches. These cases can only be improved by adding more capacity, but moving to 10Gb/s ethernet is expensive. With single-path TCP, there is limited benefit from additional 1Gb/s ethernet links to the ToR switches, because a single flow cannot utilize more than one path. MPTCP does not have this limitation. Almost all current servers ship with dual gigabit ethernet onboard, so an obvious solution is to dual-home hosts to ToR switches, as shown in Fig.14. Whether to overprovision the core is then an additional question a data center operator must consider, based on predicted workload.

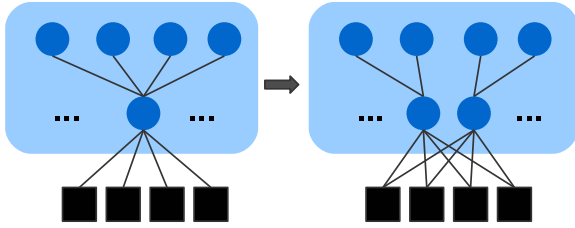


Fig. 14: Dual-homing in the Fat Tree Topology

For our experiments, we wish to keep the cost of the network constant, so we can directly compare new and existing topologies. To do so, we impose the artificial constraint that the number of switch ports remains constant, but that we can move ports from one place in the topology to another<sup>6</sup>.

Consider the following two topologies:

**Perfect Switch** . FatTree and VL2 both try to emulate a single huge non-blocking switch. VL2 comes closer to succeeding than FatTree does, but a perfect switch serves as a good control experiment, giving an upper bound on what any network core might provide using single links to the hosts.

**Dual-homed FatTree (DHFT)** . A full FatTree requires five switch ports per host; one is to the host and four connect the links between the two layers of switches. If we remove one port per host from the core and use it to connect the second interface on each server, the network requires the same number of switch ports.

To produce a regular DHFT topology with this ratio of core-to-access capacity, we start with a  $k$ -port FatTree topology. We leave the upper-pod switches and aggregation switches the same, and replace each top-of-rack switch with two  $11k/12$  port switches. With FatTree, each ToR switch had  $k/2$  uplinks and connected  $k/2$  hosts. With DHFT, each pair of DHFT ToR switches still has  $k/2$  uplinks, but have  $4k/3$  downlinks, supporting  $2k/3$  hosts between them. In total, there are still five switch ports per host.

For sensible values of  $k$ , we cannot produce fully regular DHFT and FatTree networks with the same number of ports per host. For this reason we compare DHFT with the Perfect Switch, which should underestimate the benefits of DHFT.

## 5.1 Analysis

It is not our aim to show that DHFT is in any sense optimal; we cannot define optimality without knowing the workload and which metrics are most important. Rather, we aim to show that MPTCP creates new options for data center topologies; DHFT is a simple example of such a topology.

DHFT presents opportunities that single path TCP can't exploit. If the network is underutilized, any pair of communicating hosts should be able to utilize both their NICs, reaching a throughput of 2Gb/s.

<sup>6</sup>In a real network, the ports per switch would be fixed, and the number of hosts and switches varied, but this does not allow for a fair comparison, independent of the prices of hosts and switches

We wish to tease apart the effects of the topology alone from the effects of running MPTCP over the topology. We compare three scenarios:

- **TCP over the Perfect Switch.** This is the control experiment, and is an upper bound on what TCP can do in any single-homed topology. As there are no parallel paths, MPTCP cannot help on a Perfect Switch. Locality also has no effect on the results.
- **Single-path TCP over DHFT.** Although DHFT is not ideal for TCP, this provides a baseline for comparison.
- **MPTCP over DHFT.** We wish to understand when MPTCP over DHFT outperforms any single-homed topology, and see how much of this is due to MPTCP.

### Effects of Locality

Our first experiment shown in Fig. 15 is a packet-level simulation of the permutation traffic matrix, using long-lived flows with varying degrees of intra-ToR traffic locality. The DHFT network has  $k=12$ , giving 576 hosts, and 100Mb/s links, giving a maximum throughput of 43 Gb/s if no traffic is local, and 115 Gb/s if all the traffic is local to the rack and both links from each host are used. The dark grey region shows throughputs that are feasible as locality changes. If only one of the two interfaces on each host is used, as is the case with single-path TCP, then the light grey region shows the possible throughputs.

Our baseline for comparison is a perfect switch directly connecting all 576 hosts via 100Mb/s links. This provides an upper bound on what a regular FatTree with the same number of switch ports as the DHFT could achieve with perfect traffic scheduling.

MPTCP using eight subflows achieves close to the theoretical maximum for all degrees of locality. In contrast, due to flow collisions on core links, single-path TCP does not even come close to the theoretical single-path limits until almost all the traffic is not using the core. If the traffic resembles a permutation traffic matrix, it clearly does not make sense to build an DHFT topology unless MPTCP is used.

If no traffic is local, MPTCP on DHFT is outperformed by the Perfect Switch. But to achieve no locality whatsoever requires effort - even with a random traffic, some flows stay local to the rack. In practice, applications are often adaptive, and arrange processing to take advantage of locality. MPTCP on DHFT outperforms the Perfect Switch when at least 12% of traffic is local, and costs the same in switch ports as a FatTree that is strictly worse than a Perfect Switch.

### Effects of Load

With a random traffic matrix, throughput can be limited by access links collisions. For single-path TCP, a DHFT can reduce this bottleneck, improving performance. Collisions in the DHFT core remain an issue though. The benefits are much greater for MPTCP, as it can utilize both access links even when there are no collisions. Fig. 16 shows how perfor-

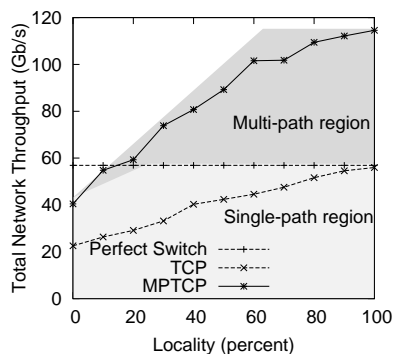


Fig. 15: Performance as a function of locality in the DHFT topology

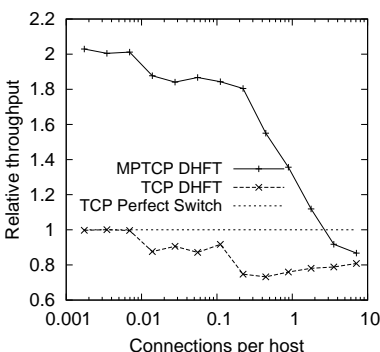


Fig. 16: Relative performance as a function of load in the DHFT

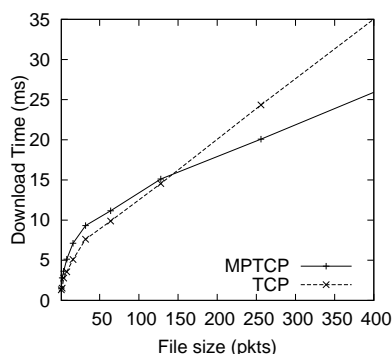


Fig. 17: Time to transfer short files.

mance depends on load. At light-to-medium load, MPTCP achieves nearly twice the performance of the perfect switch. At high load, the DHFT core becomes the bottleneck, and the Perfect Switch has higher bisectional bandwidth.

Interestingly, if we keep adding connections, we expect that around 20 connections per host MPTCP will again start to get more throughput than the perfect switch as more hosts gain at least one rack-local connection. In the extreme, an all-to-all traffic matrix will achieve twice the throughput of the perfect switch, with more than half the traffic being rack-local flows. Such extreme workloads are above the limits of our packet-level simulator, and are of no practical relevance.

## 5.2 Discussion

DHFT costs the same as a Fat Tree, but has more links in the access. It provides benefits for traffic patterns with hotspots, and traffic patterns where the network core is underutilized. Compared to an idealized Fat Tree (i.e. the perfect switch), DHFT’s worst case performance is 75% and best case is around 200%. If all traffic matrices we analyzed are equally likely to appear in practice, DHFT trades a bit of worst-case performance for substantial average-case gains.

Beyond performance, DHFT improves robustness: any lower-pod switch failure does not cut-off an entire rack of servers. As most racks have dual power supplies, switch redundancy eliminates the biggest single cause for correlated node failures. In turn, this will likely increase application locality; for instance HDFS could choose to store all three replicas of each block in the same rack.

DHFT is not optimal by any measure, but it shows that we can create topologies with better performance *if* we assume MPTCP is the transport protocol. DHFT makes little sense with TCP, as most of its performance benefits vanish.

With MPTCP as transport, a wider range of topologies are cost-effective. Multipath TCP allows us to linearly scale bisection bandwidth for the same increase in cost. For instance, to create a topology with 2Gb/s full bisection bandwidth, we could use a  $k$ -port Fat Tree with  $k^3/8$  dual-homed hosts. Transport flows would need to be split across different host interfaces to reach 2Gb/s. Single path TCP can’t effectively utilize such a topology.

For really large datacenters with hundreds of thousands of hosts, Fat Tree is most likely not feasible to deploy. We expect there will be islands of Fat Trees, connected to a super core with 10Gb/s uplinks.

## 6. EXPERIMENTAL VALIDATION

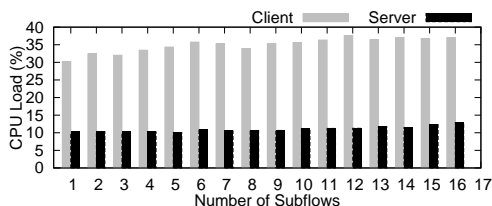
Simulation is only as good as our ability to predict which properties of the environment we are modeling will turn out to be important. Ideally we would cross-validate results against the full implementation. We had two opportunities to do this.

First, we built several small FatTree-like topologies in our lab, with 12 hosts and 7 switches. Although this is too small to see various statistical multiplexing effects, it does provide a controlled environment for experimentation. We primarily use this for microbenchmarks to validate aspects that cannot be accurately modeled in simulation.

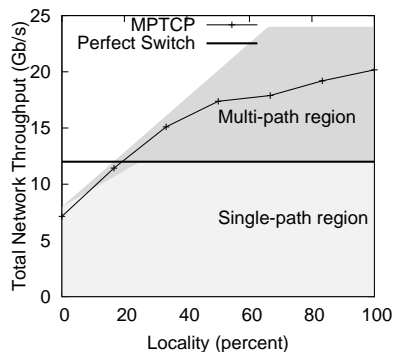
Our second opportunity was to rent virtual machines on Amazon’s Elastic Compute Cloud (EC2). This is a real large-scale production datacenter, but we can only infer topology and we cannot control or even measure competing traffic.

### 6.1 Microbenchmarks

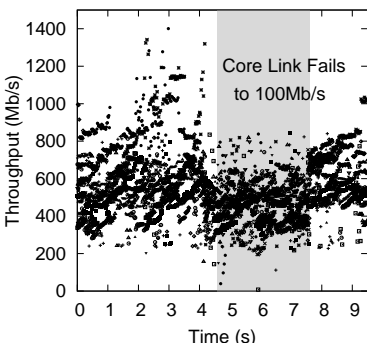
Our Linux kernel implementation is still research-grade code; it has not been optimized and a production code could certainly perform better. All the same, it is important to verify that the implementation is capable of the performance indicated in the simulations. In particular, if eight subflows per connection are needed, can the implementation cope?



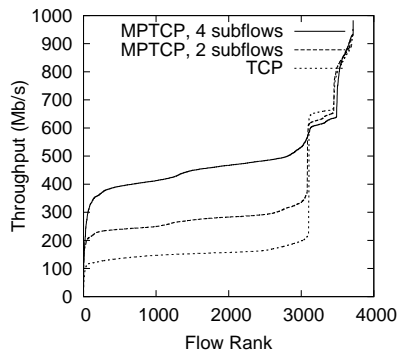
The histogram above shows CPU load on client and server as the client sends to the server, saturating a Gigabit link. Both machines are 2006-era, with 2.2GHz single-core Opteron CPUs. Clearly adding subflows by itself makes little difference to CPU load, even on these old machines.



**Fig. 18:** Performance as a function of locality in the DHFT testbed



**Fig. 19:** Robustness to Link Failures in the DHFT testbed



**Fig. 20:** 24 hours of throughput, all paths between ten EC2 nodes.

Should MPTCP be enabled for all TCP connections in a data center? We connected two dual-interface machines to a gigabit switch, and measured the time to setup a connection and transfer a short file. TCP can only use one interface; MPTCP can also use the second, but only after the first subflow has negotiated the use of MPTCP and the second subflow has been established. Figure 17 shows that TCP is quicker for files of less than about 150 packets, but much slower thereafter. Closer analysis shows that our MPTCP implementation slowstarts slightly slower than TCP. The largest difference is about two RTTs just as TCP fills the link, and decreases thereafter. This difference does not seem fundamental, and is likely a quirk of slowstart in our implementation. As it is, it would be better to delay 5ms until the first subflow leaves slowstart before starting the second.

## 6.2 DHFT Testbed Experiments

We built a small DHFT network connecting 12 hosts arranged in two racks. Each host connects to the two ToR switches in its rack, which are dual homed to two aggregation switches. The switches are soft switches running Linux on PCs. ToR-to-core links are oversubscribed 3:2. This gives four static-routed paths between hosts in different racks.

Our aim is to validate some of the simulations, and to see how well our Linux MPTCP implementation behaves with multiple paths. To compare with Fig. 15 we ran the permutation locality traffic matrix, varying the fraction of rack-local connections. A traffic pattern quite similar to this is generated by HDFS writes, where  $\frac{2}{3}$  of the traffic is rack-local. The throughput curve, shown in Fig. 18, is close to the theoretical value; if 15% of traffic is local, DHFT equals the throughput of a perfect switch; with more local traffic, the improvements are bigger. Aggregate throughput levels off at 21Gb/s; although MPTCP could send more, the Linux soft-switches are saturated.

To validate MPTCP’s robustness to link failures we ran the experiment from Fig. 11, downgrading a core link’s speed from 1Gb/s to 100Mb/s. Single-path TCP cannot avoid this link as such a failure will not trigger re-routing. We ran a zero-locality permutation matrix to maximally load the core. Fig. 19 shows a time series of flow throughputs. Approxi-

mately 4 minutes into the experiment, we downgrade one of the core switches’ links to 100Mb/s. MPTCP copes well: its congestion control fairly distributes the remaining core capacity between the flows. When the link returns to 1Gb/s, MPTCP flows increase to fill the capacity.

## 6.3 EC2

Amazon’s EC2 compute cloud allows us to run real-world experiments on a production data center. Amazon has several data centers; their older ones do not appear to have redundant topologies, but their latest data center (USEast1d) is arranged in a topology that provides many parallel paths between most pairs of virtual machines.

We do not know the precise topology of the US East data center. Compared to our simulations, it is complicated slightly because each instance is a virtual machine, sharing the physical hardware with other users. Background traffic levels are also unknown to us, and may vary between experiments.

To understand the variability of the environment and the potential for MPTCP to improve performance, we ran our MPTCP-capable Linux kernel on ten EC2 instances, and for 24 hours sequentially transmitted between each pair of hosts, cycling through MPTCP with 2 and 4 subflows and TCP. The resultant dataset totals 3,700 measurements for each configuration, and samples across both time and topology.

Fig. 20 shows the results ordered by throughput for each configuration. Traceroute shows that 26% of the paths are local to either the host or the switch; for these there is no alternative path. They correspond to the right-hand  $\frac{1}{4}$  of the flows in the figure; their bottleneck is the sending or receiving host. MPTCP cannot help; in fact some of these flows show a very slight reduction in throughput; whether this is due to additional costs of MPTCP or slight inaccuracy computing the fair value for  $a$  in the congestion control algorithm is unclear. The remaining 74% of paths are four or five IP hops. Traceroute shows all of them implement load balancing across a redundant topology. MPTCP with four subflows achieves three times the throughput of a single-path TCP for almost every path across the entire 24-hour period.

## 7. RELATED WORK

Multipath TCP spans routing, path selection and congestion control in datacenters, offering a general solution to flow scheduling in such networks.

There has been much work on scheduling for Clos networks [12, 15, 10].  $m = n$  Clos networks are rearrangeably non-blocking: there is an assignment of flows to paths such that any source-destination traffic pattern can be satisfied at maximum speed. However, mapping flows to paths is difficult; random path selection can give less than 50% of the possible throughput. Many heuristic algorithms have been proposed to utilize Clos networks, but most have drawbacks either in convergence time or performance [10]. More recently, Hedera has provided such a solution for data center networks, using a centralized coordinator and programmable switches to place flows on paths in the Fat Tree topology [1].

VL2[7] sidesteps the scheduling issue by using 10Gb/s links in the core and per-flow Valiant Load Balancing (ECMP). The speed difference between core and access links reduces the effect of collisions. With BCube [8], sources probe congestion on all paths before using source routing to dictate a path. Unfortunately congestion levels vary quickly, and the initial choice may quickly become suboptimal.

Spreading each connection over multiple paths makes the scheduling problem tractable. Geoffray [6] proposes striping packets across multiple paths, coupled with layer two back-pressure. The limitations of this solution stem from the limitations of back-pressure: it is unclear how well this scheme works over multi-hop paths with heterogeneous hardware, as found in today's data centers. In addition to changing the switches, the transport protocol must also be changed to cope with frequent reordering.

Multipath TCP takes the next logical step, making the end-host aware of the different paths, but not changing the network. MPTCP is topology agnostic, completely distributed, and can react on the timescale of a few round trip times to changes in load. MPTCP finds free capacity in the network, increases fairness and is robust to congested links or failures. Finally, it can cope with app-limited flows; network-based solutions struggle here because they have insufficient information. MPTCP gets these benefits because it combines path selection, scheduling and congestion control.

## 8. CONCLUSIONS

In this paper we examined how the use of MPTCP could improve data center performance by performing very short timescale distributed load balancing, so as to make effective use of parallel paths in modern data center topologies. Our experiments show that for any traffic pattern that is bottlenecked on the network core rather than on the hosts or their access links, MPTCP provides real performance benefits. For financial reasons, we expect network cores to be oversubscribed in real data centers, so these benefits seem likely to be commonplace; certainly we observed them in Amazon's EC2 network.

Although the MPTCP designers only expected to need a small number of subflows, our results indicate that for topologies such as FatTree and BCube, as many as eight subflows are needed to achieve both good throughput and fairness. Only then is the variance of load between core links reduced sufficiently. The MPTCP protocol and our implementation handle this without difficulty.

Multipath transport protocols such as MPTCP can change the way we think about data center design. With the right congestion control, they actively relieve hot spots, with no need for any form of network scheduling other than simple random ECMP routing. More importantly, network topologies that make no sense with TCP can be very effective with MPTCP. Even routing protocols might benefit. In recent years switch vendors have put a great deal of effort into reducing failure detection and routing reconvergence times. But as data centers scale to hundreds of thousands of hosts, this becomes increasingly difficult. In topologies with many redundant paths and hosts running MPTCP, perhaps fast routing reconvergence after failures is less critical.

## 9. REFERENCES

- [1] M. Al-Fares, A. Loukissas, and A. Vahdat. A scalable, commodity data center network architecture. In *Proc. SIGCOMM 2010*.
- [2] M. Al-Fares, S. Radhakrishnan, B. Raghavan, N. Huang, and A. Vahdat. Hedera: Dynamic flow scheduling for data center networks. In *Proc. Usenix NSDI 2010*.
- [3] C. Clos. A study of non-blocking switching networks. *Bell System Technical Journal*, 32(5):406–424, 1952.
- [4] J. Dean and S. Ghemawat. Mapreduce: simplified data processing on large clusters. *Commun. ACM*, 51, January 2008.
- [5] A. Ford, C. Raiciu, and M. Handley. TCP Extensions for Multipath Operation with Multiple Addresses. Internet-draft, IETF, 2011.
- [6] P. Geoffray and T. Hoefler. Adaptive routing strategies for modern high performance networks. In *Proceedings of the 2008 16th IEEE Symposium on High Performance Interconnects*, pages 165–172, Washington, DC, USA, 2008. IEEE Computer Society.
- [7] A. Greenberg et al. VL2: a scalable and flexible data center network. In *Proc. ACM Sigcomm 2009*.
- [8] C. Guo, G. Lu, D. Li, H. Wu, X. Zhang, Y. Shi, C. Tian, Y. Zhang, and S. Lu. Bcube: a high performance, server-centric network architecture for modular data centers. In *Proc. SIGCOMM 2009*.
- [9] A. Hadoop. <http://hadoop.apache.org/>.
- [10] K. Holmberg. Optimization models for routing in switching networks of clos type with many stages. *AMO - Advanced Modeling and Optimization*, 10(1), 2008.
- [11] J. Mudigonda, P. Yalagandula, M. Al-Fares, and J. C. Mogul. Spain: Cots data-center ethernet for multipathing over arbitrary topologies. In *Proc. NSDI 2010*.
- [12] E. Oki, Z. Jing, R. Rojas-Cessa, and H. J. Chao. Concurrent round-robin-based dispatching schemes for clos-network switches. *IEEE/ACM Trans. Netw.*, 10:830–844, December 2002.
- [13] C. Raiciu, M. Handley, and A. Ford. Multipath TCP design decisions. Work in progress, [www.cs.ucl.ac.uk/staff/C.Raiciu/files/mtcp-design.pdf](http://www.cs.ucl.ac.uk/staff/C.Raiciu/files/mtcp-design.pdf), 2009.
- [14] C. Raiciu, M. Handley, and D. Wischik. Coupled Congestion Control for Multipath Transport Protocols. Internet-draft, IETF, 2011.
- [15] A. Smiljanic. Rate and delay guarantees provided by clos packet switches with load balancing. *IEEE/ACM Trans. Netw.*, 16:170–181, February 2008.
- [16] V. Vasudevan et al. Safe and effective fine-grained tcp retransmissions for datacenter communication. In *Proc. SIGCOMM 2009*.
- [17] D. Wischik, C. Raiciu, A. Greenhalgh, and M. Handley. Design, implementation and evaluation of congestion control for multipath tcp. In *Proc. Usenix NSDI 2010*.