

Exploit Defenses: ASLR, $W \oplus X$, TaintCheck

Brad Karp
UCL Computer Science



CS GZ03 / M030
4th December 2013

Host-Based Exploit Defenses

- Firewalls: defenses against worms **in-network**
 - Can see lots of traffic at one monitoring point
 - Can filter traffic for many vulnerable hosts
 - Limited information available: only packet fields, payload contents
- Today: identifying and defending against exploits (and so against worms) **on hosts**
 - Much more information: see effect of network request on running process's execution!
 - Potentially more accurate
 - Requires changes to host software
 - Performance concern; don't want to slow busy server

Outline

- $W \oplus X$ page protections
 - and limitations
- Address Space Layout Randomization
 - and limitations
- TaintCheck
 - and limitations

Goals for Host-Based Exploit Defenses

- Works on executables
 - ...and so for legacy code
 - Source code often not available
- Prevents broadest possible range of exploits
- Low/no false positives, false negatives
- Minimal performance reduction
 - Server operator won't want to sacrifice performance
 - Attacker may recognize server protected if performance slows—and not send malicious request!

W ⊕ X Page Protections

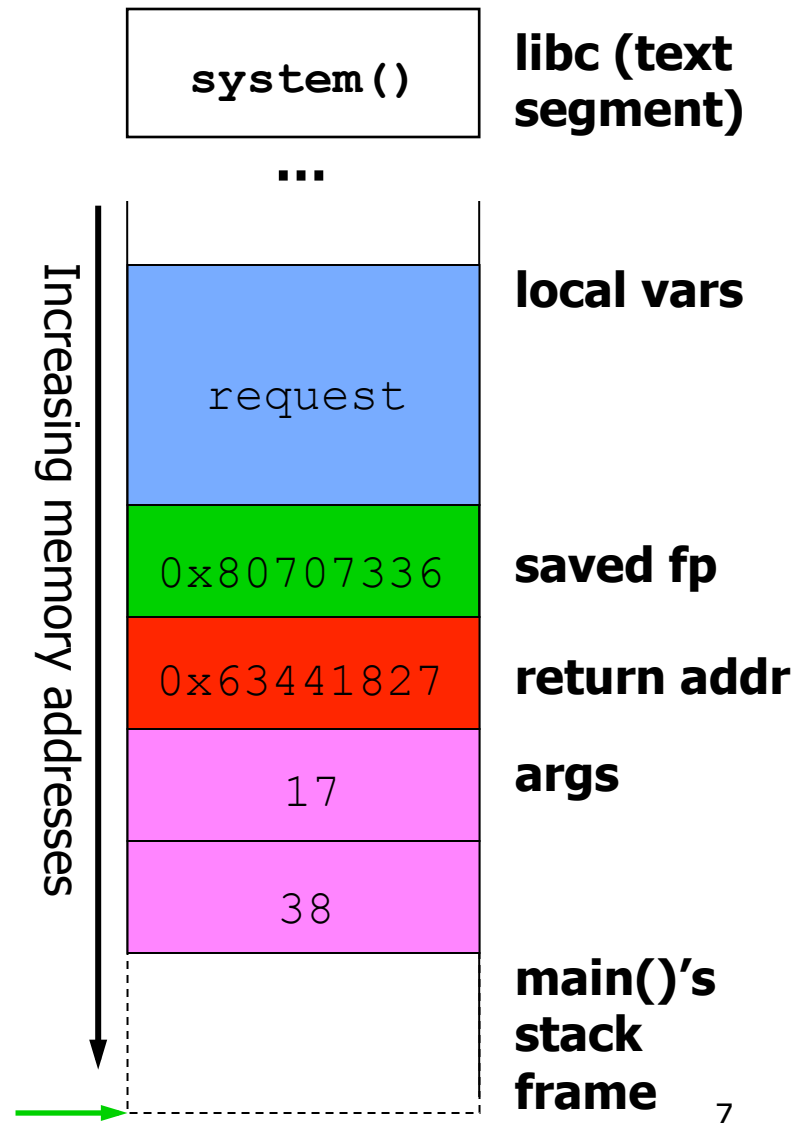
- Recall from OS: CPU implements page protection in hardware
 - For each 4K memory page, permission bits specified in page table entry in kernel: read, write
- Central problem in many exploits:
 - Code supplied by user in input **data**
 - Execution transferred to user's input **data**
- **Idea: don't let CPU execute instructions stored in data pages**
 - i.e., each page should either be writable or executable, but **not both**: **W ⊕ X**
 - Text pages: **X**, not **W**
 - Data (stack, heap) pages: **W**, not **X**

W⊕X Details

- Originally no X bit in Intel CPUs; just R and W, all R pages implicitly X
- AMD and Intel introduced “NX” bit (no execute); available on today’s processors (in PAE mode)
 - Not a new idea; present in, e.g., DEC Alpha
 - Used by Linux PaX and Windows XP SP2
- Linux PaX implements W⊕X for x86 processors without NX bit hardware
 - Based on segment limit registers
 - Halves address space available to each process
 - Minor performance reduction
- W⊕X **breaks just-in-time (JIT) code generation** in legacy applications!

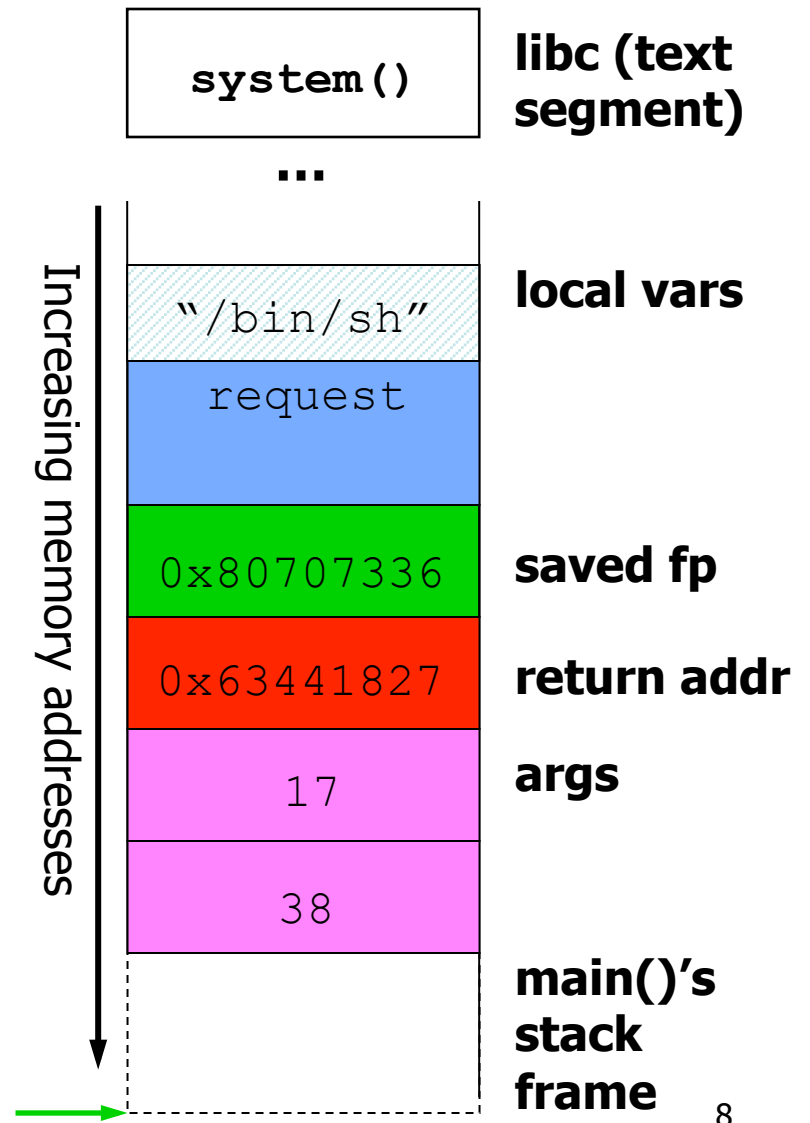
W⊕X Hole: Return-to-libc Attacks

- Instead of putting shellcode on stack, can put args there, **overwrite return address with pointer to well known library function**
 - e.g.,
`system("/bin/sh");`
- **Return-to-libc attack**



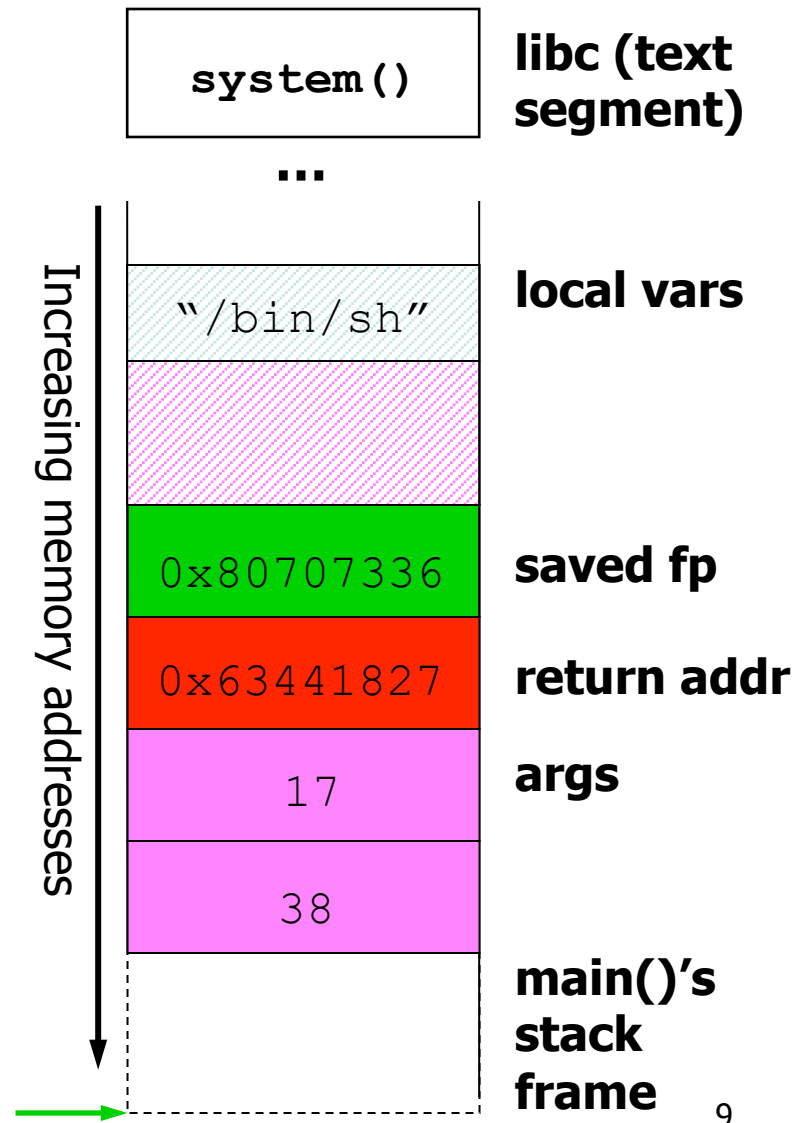
W⊕X Hole: Return-to-libc Attacks

- Instead of putting shellcode on stack, can put args there, **overwrite return address with pointer to well known library function**
 - e.g.,
`system("/bin/sh");`
- **Return-to-libc attack**




W⊕X Hole: Return-to-libc Attacks

- Instead of putting shellcode on stack, can put args there, **overwrite return address with pointer to well known library function**
 - e.g.,
`system("/bin/sh");`
- **Return-to-libc attack**



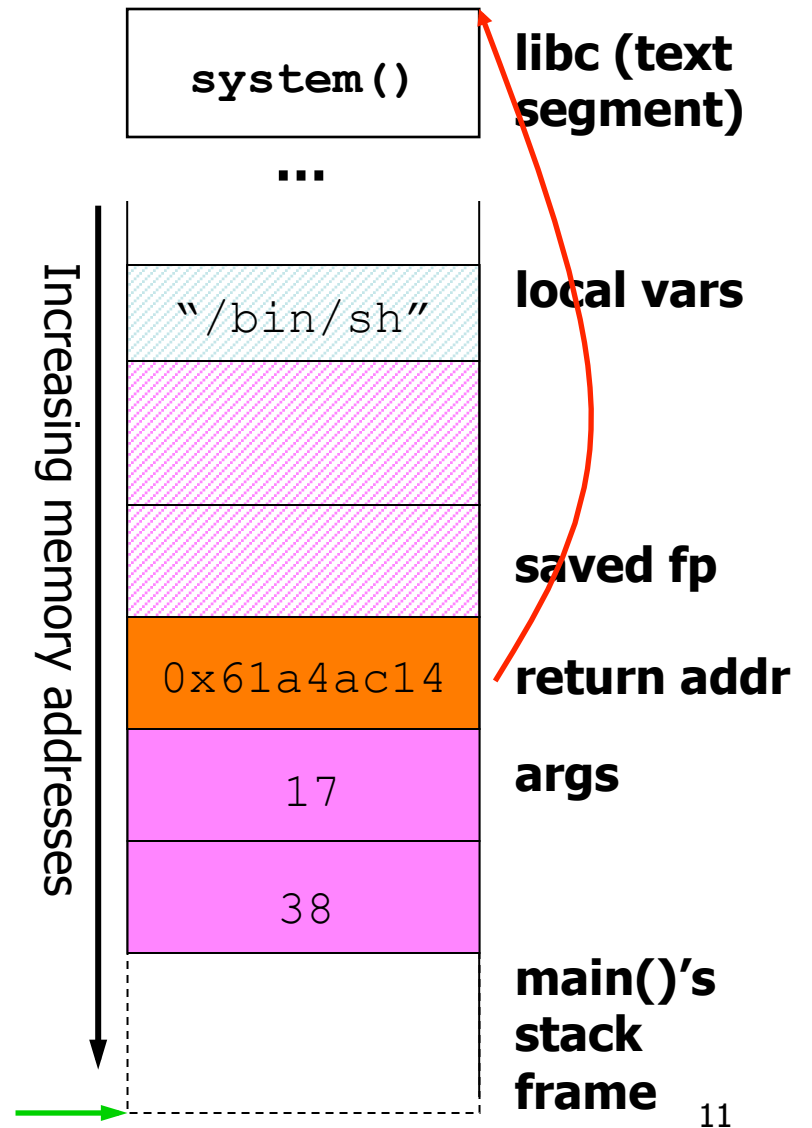
W⊕X Hole: Return-to-libc Attacks

- Instead of putting shellcode on stack, can put args there, **overwrite return address with pointer to well known library function**
 - e.g.,
`system("/bin/sh");`
- **Return-to-libc attack**



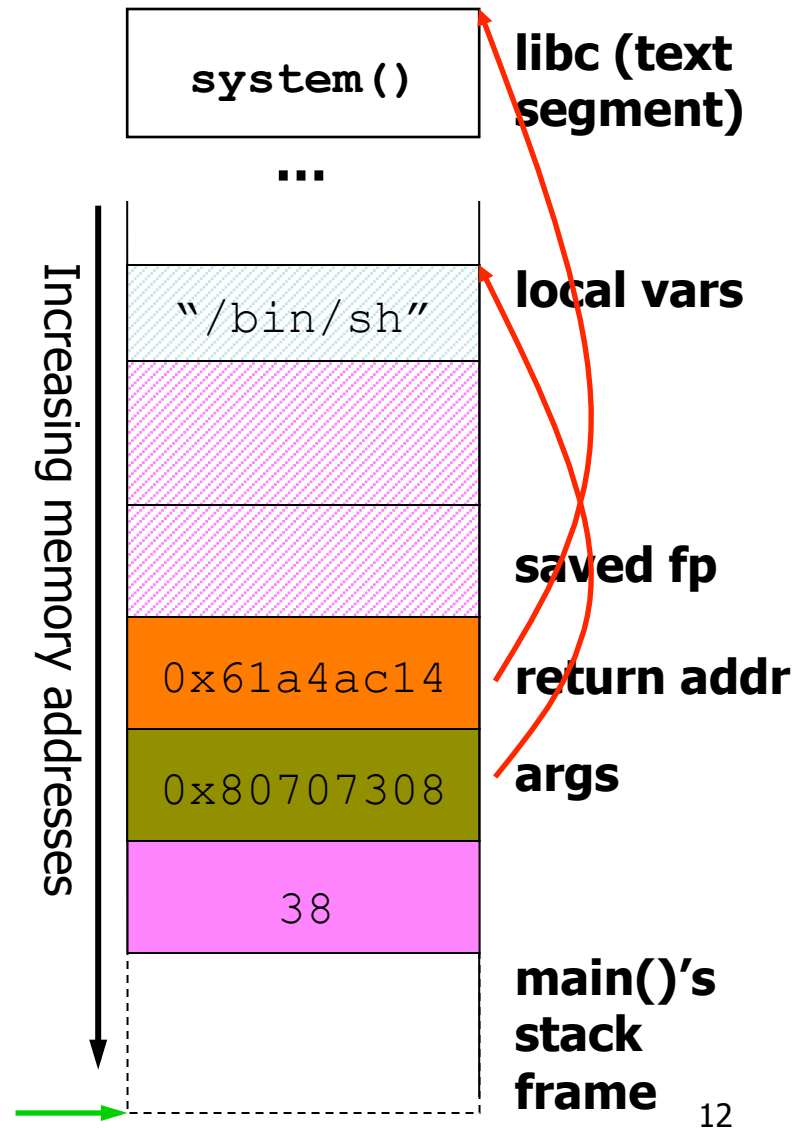
W⊕X Hole: Return-to-libc Attacks

- Instead of putting shellcode on stack, can put args there, **overwrite return address with pointer to well known library function**
 - e.g.,
`system("/bin/sh");`
- Return-to-libc attack



W⊕X Hole: Return-to-libc Attacks

- Instead of putting shellcode on stack, can put args there, **overwrite return address with pointer to well known library function**
 - e.g.,
`system("/bin/sh");`
- Return-to-libc attack



Address Space Layout Randomization (ASLR)

- Central observation: **attacker must predict addresses**
 - e.g., shellcode buffer address, libc function address, string argument address
- Idea: **randomize addresses in process**
 - With high probability, attacker will guess wrong
 - **Jump to unmapped memory: crash**
 - **Jump to invalid instruction stream: crash**
- Useful as **efficient exploit detector**
 - Memory faults or illegal instructions suggest exploit

ASLR Implementation: PaX for Linux

- Linux process contains three memory regions:
 - **Executable:** text, init data, uninit data
 - **Mapped:** heap, dynamic (shared) libraries, thread stacks, shared memory
 - **Stack:** user stack
- ASLR adds random offset to each area when process created
 - **Efficient; easily supported by virtual memory hardware**
 - **16, 16, 24 bits randomness, respectively**
- Mapped offset **limited to 16 bits**
 - bits 28-31 cannot be changed; **would interfere with big mmap()s**
 - bits 0-12 cannot be randomized; **would make mmap()ed pages not be page-aligned**

Derandomization Attack on ASLR [Shacham, Boneh et al.]

- 16 bits not that big; try to guess random offset added to mapped area
- Once know random offset, can predict addresses of shared libraries
 - thus libc function addresses
 - ...so can mount return-to-libc attack
- Two phases:
 - brute-force random offset to mapped area
 - compute “derandomized” address of syscall(), use in return-to-libc attack

Derandomization Attack Details

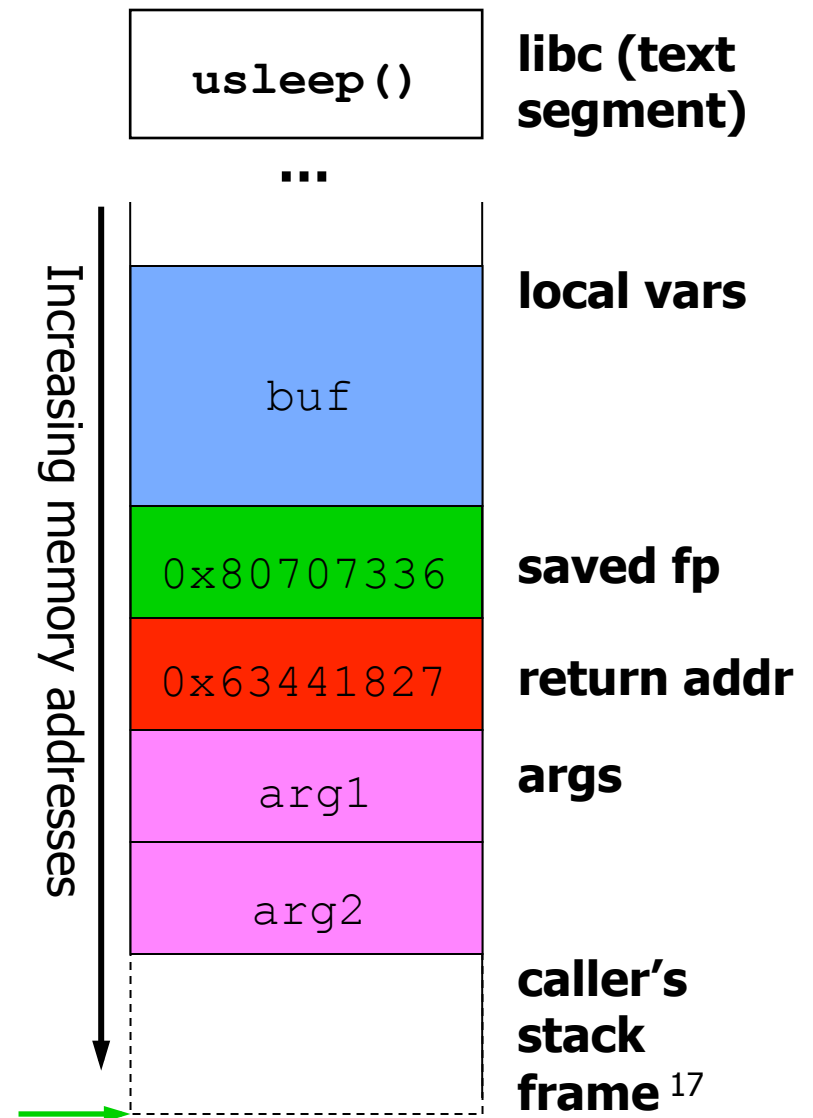
- Target: “classic” stack buffer overflow placed in Apache web server

```
char buf[64];  
...  
strcpy(buf, input);
```

- Plan:
 - Try to return to `usleep()`, guessing random offset for mapped area each time
 - If guess wrong, target process crashes, closes connection immediately; parent forks new child (with same random offset)
 - If guess right, target process delays in `usleep()`, then crashes and closes connection immediately

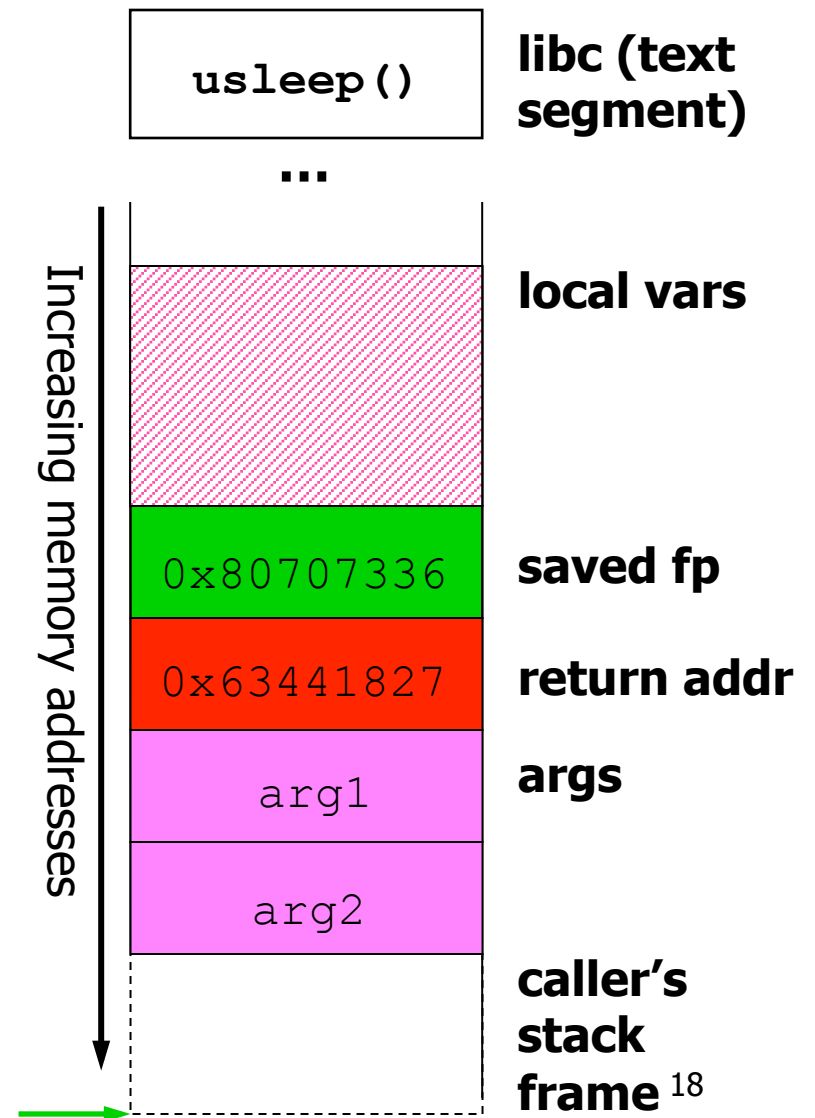
Derandomization Attack: Phase 1

- Know **offset** of `usleep()` within `libc`, know **base** of mapped area (w/o randomization)
- Each return address guess: $\text{base} + \text{usleep}() \text{ offset} + \text{guess}$ in $[0, 64K]$
- If guess wrong, **crash**
- If guess right, `usleep()` sees return address `0xdeadbeef`, arg `16,843,009` usec (16 sec); **sleep, crash**



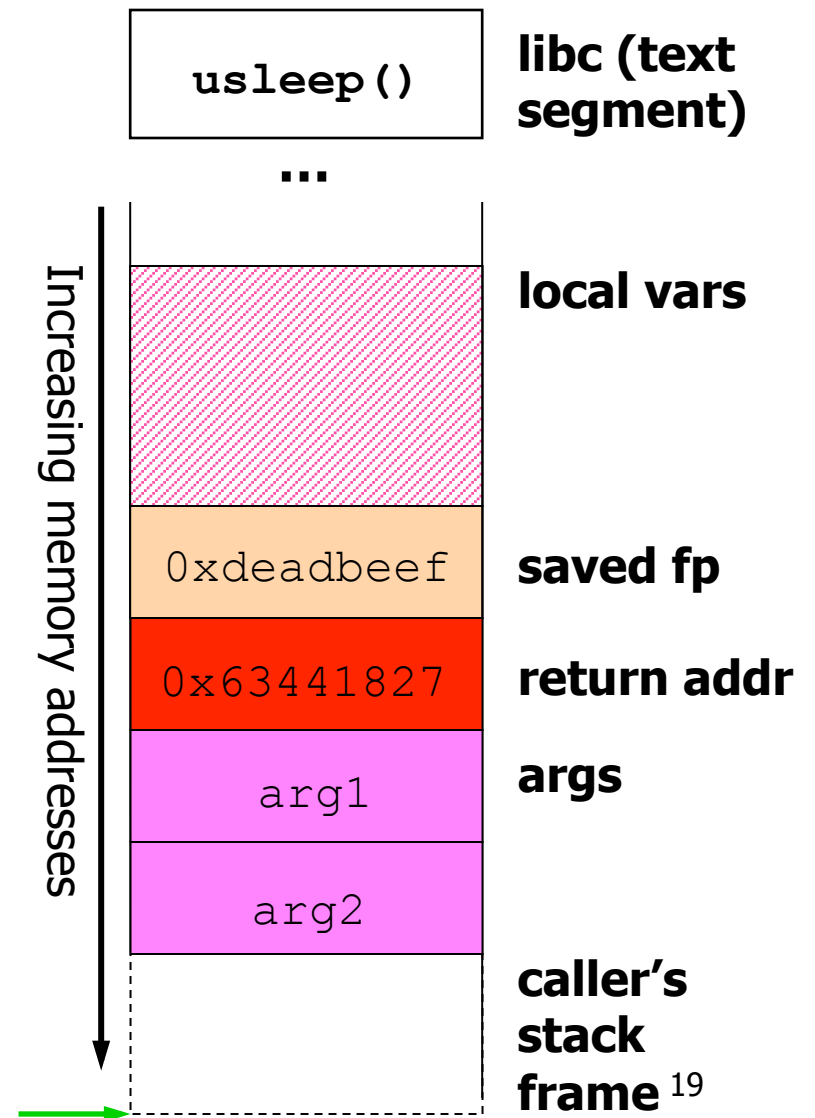
Derandomization Attack: Phase 1

- Know **offset** of `usleep()` within `libc`, know **base** of mapped area (w/o randomization)
- Each return address guess: $\text{base} + \text{usleep}() \text{ offset} + \text{guess in } [0, 64K]$
- If guess wrong, **crash**
- If guess right, `usleep()` sees return address `0xdeadbeef`, arg `16,843,009 usec (16 sec); sleep, crash`



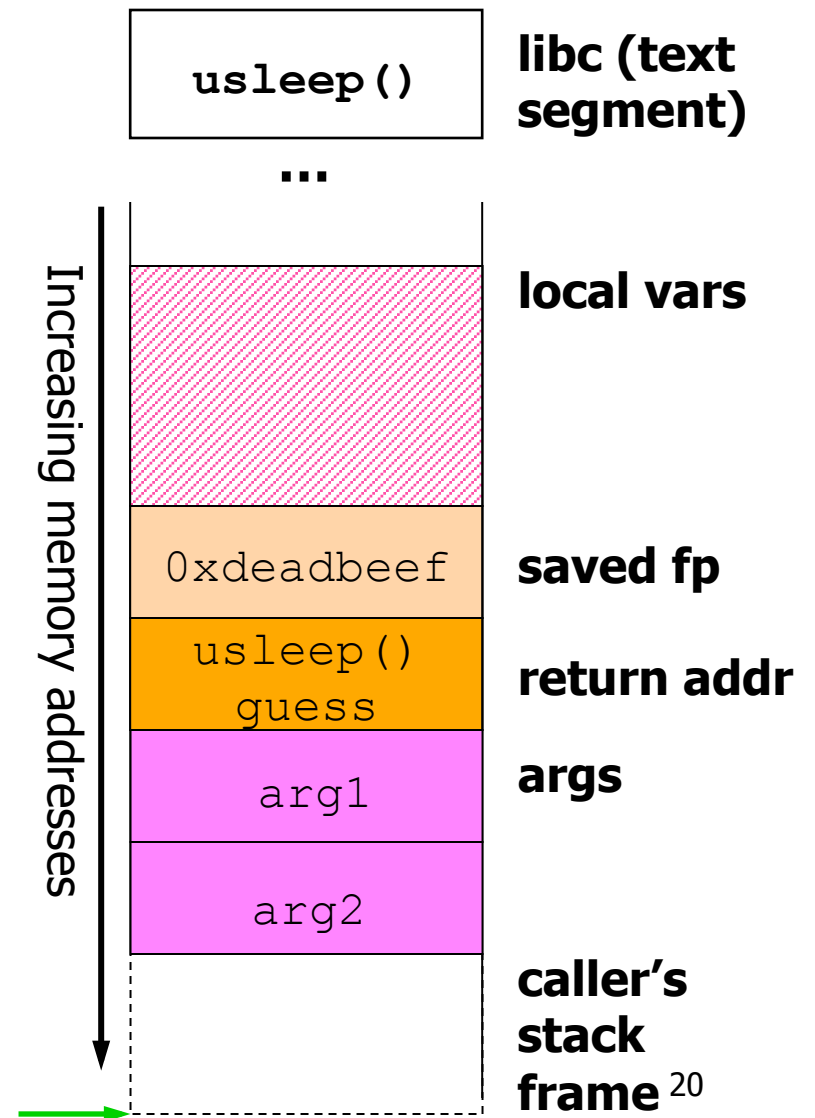
Derandomization Attack: Phase 1

- Know **offset** of `usleep()` within `libc`, know **base** of mapped area (w/o randomization)
- Each return address guess: $\text{base} + \text{usleep}() \text{ offset} + \text{guess}$ in $[0, 64K]$
- If guess wrong, **crash**
- If guess right, `usleep()` sees return address `0xdeadbeef`, arg `16,843,009` usec (16 sec); **sleep, crash**



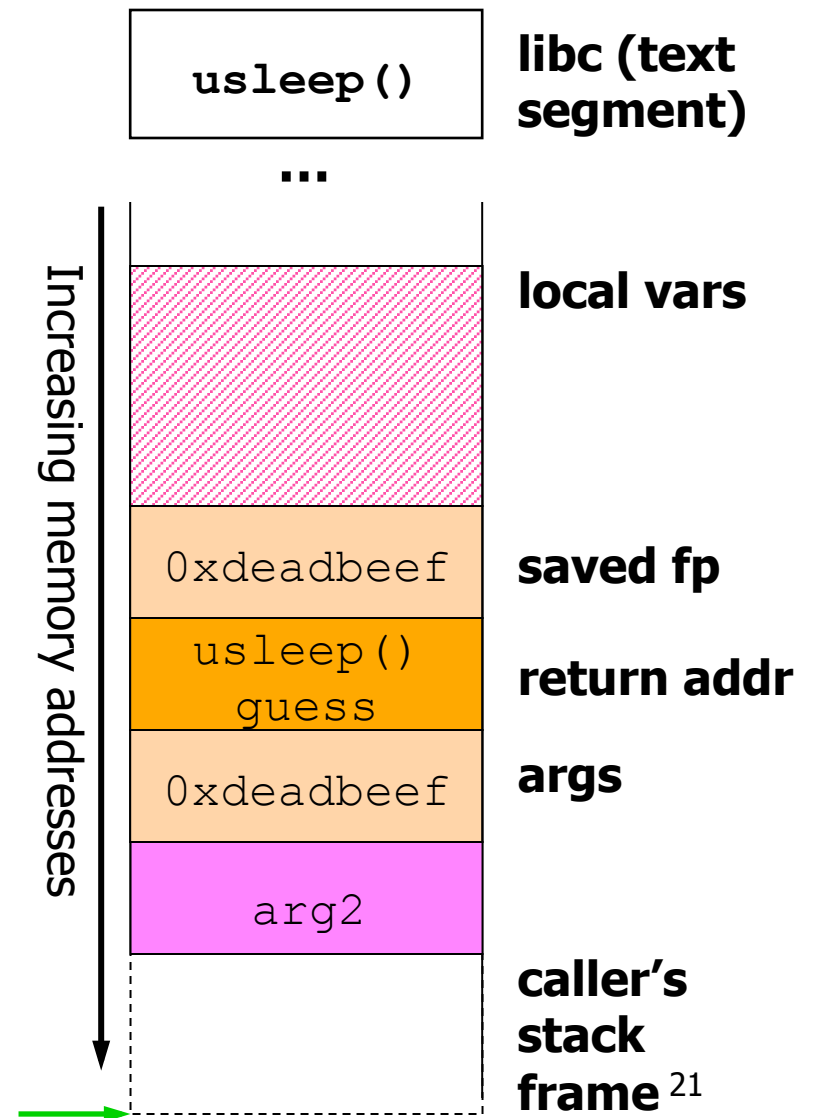
Derandomization Attack: Phase 1

- Know **offset** of `usleep()` within `libc`, know **base** of mapped area (w/o randomization)
- Each return address guess: $\text{base} + \text{usleep}() \text{ offset} + \text{guess}$ in $[0, 64K]$
- If guess wrong, **crash**
- If guess right, `usleep()` sees return address `0xdeadbeef`, arg `16,843,009` usec (16 sec); **sleep, crash**



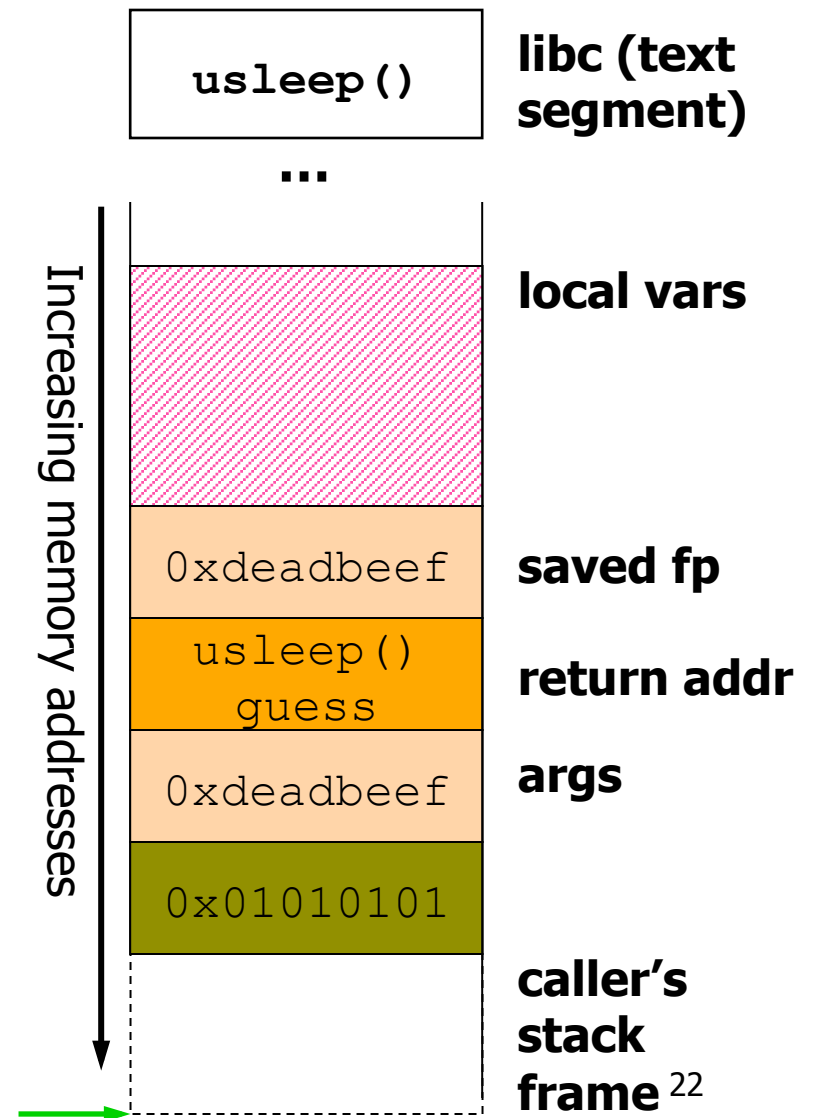
Derandomization Attack: Phase 1

- Know **offset** of `usleep()` within `libc`, know **base** of mapped area (w/o randomization)
- Each return address guess: $\text{base} + \text{usleep}() \text{ offset} + \text{guess}$ in $[0, 64K]$
- If guess wrong, **crash**
- If guess right, `usleep()` sees return address `0xdeadbeef`, arg `16,843,009` usec (16 sec); **sleep, crash**



Derandomization Attack: Phase 1

- Know **offset** of `usleep()` within `libc`, know **base** of mapped area (w/o randomization)
- Each return address guess: $\text{base} + \text{usleep}() \text{ offset} + \text{guess}$ in $[0, 64K]$
- If guess wrong, **crash**
- If guess right, `usleep()` sees return address `0xdeadbeef`, arg `16,843,009` usec (16 sec); **sleep, crash**



Derandomization Attack: Phase 2

- Now know random offset of mapped area
- Compute **exact address of system() libc function**:
address = base + system() offset in libc + guessed random offset
- Perform **return-to-libc attack using system()**, as in earlier example; **"/bin/sh" in buf[] on stack**
- Turns out **caller's frame contains pointer to buf[]!**
- So overwrite stack past buf[] with **several copies of address of any ret instruction found in libc, followed by address of system()**
 - **Repeatedly pops stack until returns to system(), with pointer to buf[] on top of stack (argument position)**
 - Details in paper, top of p. 8

Derandomization Attack: Performance

- Many trials of phase 1 necessary to learn random offset of mapped area on server
- For 1.8 GHz AMD Athlon server, attacked by 2.4 GHz Pentium 4 client:
 - 216 seconds on average to complete both phases
 - 200 bytes of traffic per probe; 12.8 MB data from client worst-case, 6.4 MB data in expectation

Can ASLR Be Made More Robust?

- 64-bit CPU architectures
 - Probably 40 bits of random offset; much harder to brute-force without attracting attention; so some help with new hardware
- Re-randomize address space after every crash (probe)
 - For single randomization at startup, expected number of probes: 2^{n-1}
 - For re-randomized n-bit random offset, expected number of probes: 2^n
 - Only twice as many probes needed as in attack when randomizing once at start!
 - Not promising...

TaintCheck: Detecting Exploits by Analyzing Server Execution

- Approach: instrument program to monitor its own execution, detect when exploit occurs
- Goals:
 - Work on binaries (no source code required)
 - Low false positives/false negatives
 - Detect wide range of exploits (new varieties all the time; point solutions unconvincing)
 - Help humans understand how exploit worked, after the fact; how did data flow from malicious input to point of exploit?

TaintCheck:

Basic Execution Monitoring Idea

- Many exploits use data supplied by user (or derived from data supplied by user) to subvert control flow of program
 - Need to **modify jump, call instruction target addresses, or function return addresses**
- During execution, before any control transfer instruction, **validate target address not derived from user-supplied data**
 - If it is, exploit detected; **raise alarm**
 - If it isn't, **continue execution normally**

Tainting User Input and Data Derived from It

- User is the source of exploits; **don't trust data from him**
- Mark all data from user (received from network, or from input files) as **tainted**
- Propagate taint during execution
 - Results of operations on tainted data should be tainted
 - Copies of tainted data should be tainted
- Clear taint when tainted data overwritten with untainted data
- **How do we get a precompiled program executable to behave this way?**

Valgrind: Modifying Executables at Runtime

- Run executable under **Valgrind** system
- Give Valgrind instructions on how to instrument executable
 - literally, **what instructions or function calls to search for, and what instructions to add to them**
- Valgrind's processing loop:
 - Fetch next basic block of program (dictated by IP/PC)
 - Translate code into UCode, Valgrind's instruction set
 - Add instrumentation code to Valgrind UCode
 - Translate code back to x86; cache for reuse
 - Execute instrumented x86 basic block
 - Repeat...

Adding Instrumentation: Tracking Tainted Data

- After I/O system calls:
 - If reading from socket, mark target buffer contents as **tainted**
- After all memory load instructions:
 - If source memory tainted, mark register **tainted**
 - If source memory untainted, mark register **untainted**
- After all memory store instructions:
 - If source register tainted, mark memory **tainted**
 - If source register untainted, mark memory **untainted**
- After all arithmetic instructions:
 - If any operand tainted, mark result **tainted**
 - If no operands tainted, mark result **untainted**

Adding Instrumentation: Detecting Invalid Uses of Tainted Data

- Before all control transfer instructions, add code:
 - If register or memory location holding target function pointer is tainted, raise alarm
 - Means derived from user input; should never happen!
- Needed before each **jump, call, ret**

Tracking Taint: Shadow Memory

- For every byte of memory, keep **shadow memory** that tracks taint status
- Simple interface:
 - **Is-Tainted(addr) -> {T | F}**
 - **Taint(addr, len), Untaint(addr, len)**
- Two modes of operation
 - Fast: single bit for each byte of memory
 - Detailed: 4-byte pointer to Taint data structure, containing details of system call, stack, value; written at time of tainting
 - Detailed mode useful for **analysis of exploits**
- Implementation greatly affects performance
 - **Space vs. time tradeoff: packed vs. unpacked**



























Corner Case: Implicit Flows

- Suppose x tainted, then execute:

```
if (x == 0)
    y = 0;
else
    y = 1;
```

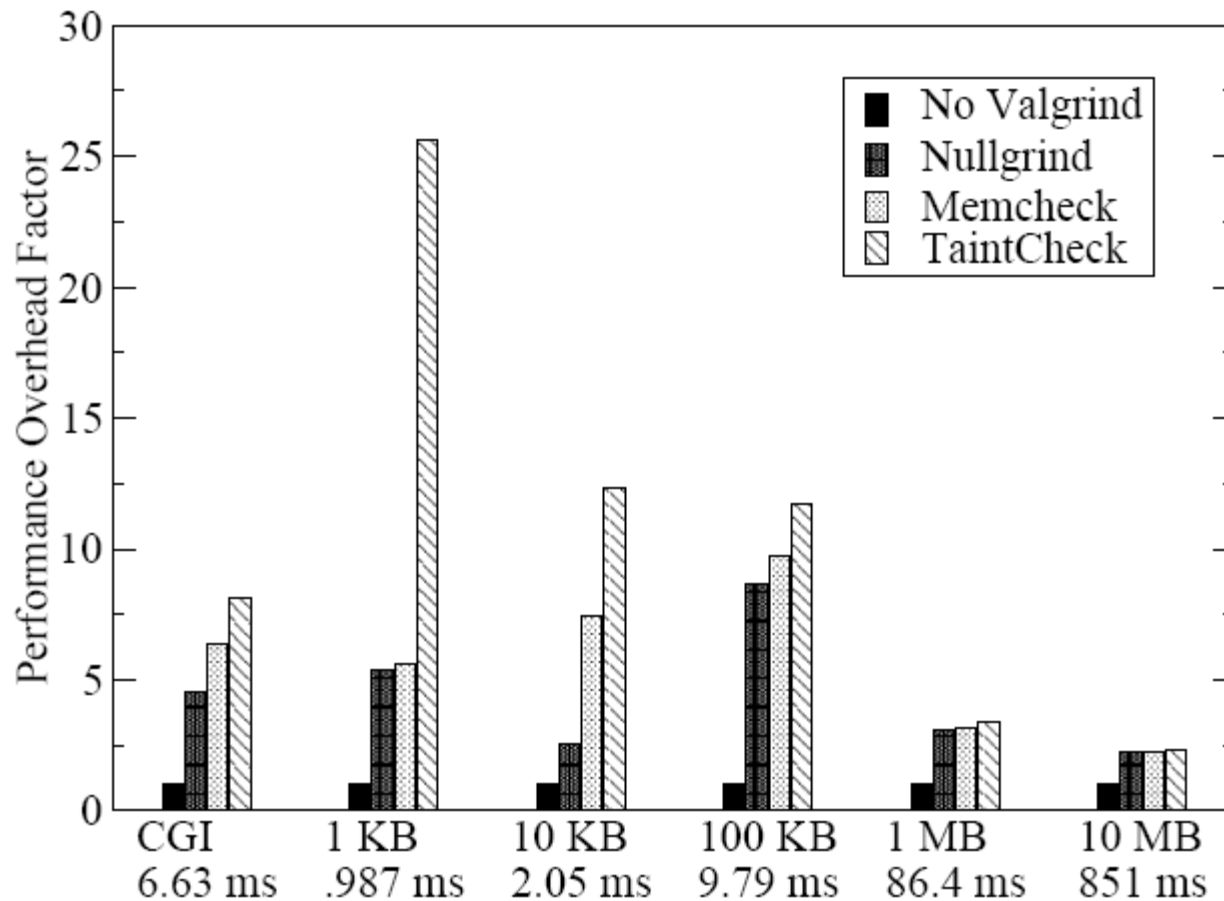
- TaintCheck **doesn't taint processor condition flags**
 - Would often result in **inappropriate propagation of taint; false positives**
- But x clearly influences value of y , and y could later influence other values
- Result: **false negatives are possible**
 - e.g., image compression bit-twiddling code?

Exploit Detection Coverage

	Default Policy				
	Optional Policy				
		Format String	Buffer Overflow	Double Free	Heap Smash
Return Address					
Jump Address					
Function Pointer					
Fn Ptr Offset					
System Call Args					
Function Call Args					

- TaintCheck can also instrument function and system calls
- e.g., check printf()-like library calls for tainted format string args
- Built system successfully detects many overwrite exploits (return address, function pointer, format string, GOT entry)

TaintCheck's Performance: Monitoring Apache



- Lots of extra instructions...
- Exec time not really right metric; throughput better metric

TaintCheck: Modes of Use (1)

- Identify worm payloads
 - Can be configured to store trace of tainted data flow from all inputs
 - When exploit detected, can walk back to **identify input that led to exploit**
 - Could pass worm payloads to signature generation system, like Autograph
 - **Much more accurate than port-scanner heuristic!**
- Prevent exploit of server
 - Halt execution upon exploit detection

TaintCheck: Modes of Use (2)

- Probably **too slow for production servers**
 - 25X server farm size increase for Amazon?
- Could possibly deploy on a few servers:
sample traffic
 - Would slow detection of new worm, though;
only sampling some inputs
 - Adversary may possibly be able to **detect monitored servers by their slow response time**; avoid sending them exploit payload